

Worklist: 4096

<u>LAB CASE</u>	<u>ITEM</u>	<u>ITEM TYPE</u>	<u>DESCRIPTION</u>	
M2020-0854	1	BCK	AM 28 Blood Multi-Drug Quant Panel 1 by LC-QQQ	
M2020-0879	1	BCK	AM 28 Blood Multi-Drug Quant Panel 1 by LC-QQQ	
M2020-0973	2	BCK	AM 28 Blood Multi-Drug Quant Panel 1 by LC-QQQ	
M2020-1014	1	BCK	AM 28 Blood Multi-Drug Quant Panel 1 by LC-QQQ	
P2020-0100	1	BCK	AM 28 Blood Multi-Drug Quant Panel 1 by LC-QQQ	
P2020-0731	1	BCK	AM 28 Blood Multi-Drug Quant Panel 1 by LC-QQQ	
P2020-0740	2	BCK	AM 28 Blood Multi-Drug Quant Panel 1 by LC-QQQ	
P2020-0765	1	BCK	AM 28 Blood Multi-Drug Quant Panel 1 by LC-QQQ	
P2020-0768	1	BCK	AM 28 Blood Multi-Drug Quant Panel 1 by LC-QQQ	
P2020-0782	1	BCK	AM 28 Blood Multi-Drug Quant Panel 1 by LC-QQQ	
P2020-0792	1	BCK	AM 28 Blood Multi-Drug Quant Panel 1 by LC-QQQ	
P2020-0794	1	BCK	AM 28 Blood Multi-Drug Quant Panel 1 by LC-QQQ	
P2020-0802	1	BCK	AM 28 Blood Multi-Drug Quant Panel 1 by LC-QQQ	
P2020-0844	1	BCK	AM 28 Blood Multi-Drug Quant Panel 1 by LC-QQQ	
P2020-0845	1	BCK	AM 28 Blood Multi-Drug Quant Panel 1 by LC-QQQ	
P2020-0847	1	BCK	AM 28 Blood Multi-Drug Quant Panel 1 by LC-QQQ	
P2020-0848	1	BCK	AM 28 Blood Multi-Drug Quant Panel 1 by LC-QQQ	
P2020-0852	1	BCK	AM 28 Blood Multi-Drug Quant Panel 1 by LC-QQQ	
P2020-0864	1	BCK	AM 28 Blood Multi-Drug Quant Panel 1 by LC-QQQ	

**Idaho State Police
Forensic Services
Toxicology Discipline**

Request for Departure from an Analytical Method

Date of Request

01/13/2020

Forensic Scientist

Celena Shrum

Analytical Methods

Toxicology AM #25, Toxicology AM #26/27, and AM #28

Deviation

The expiration dates listed for the current batch of PinPoint ToxBox extraction plates are as follows:

*MDS (batch IDP-107-190725)- Expiration is 1/25/2020

*THC (batch IDP-108-190716)- Expiration is 1/16/2020

*MDQ P1 (batch IDP-111-190729)- Expiration is 1/29/2020

*MDQ P2 (batch IDP-112-190730)- Expiration is 1/30/2020

I am issuing a deviation to allow for the use of the remaining plates of these batches. The controls will be used to evaluate if the plate is working as intended. In addition, at least one external control must be included for each run.

Celena Shrum

Date: 01/13/2020

Celena Shrum

Toxicology Discipline Lead

AM# 28: Multi-Drug Quantitation in Blood by LC-MS/MS

Extraction Date: 03/19/20
 Plate lot#: IDP-111-190729

Analyst: Sarah Pickle
 Plate Expiration: 01/29/20

Mobile phase A: 5mM Amm Form + 0.01% FA
 0.5M Ammonium Hydroxide

Mobile phase B: 0.01% Formic Acid in MeOH
 Ethyl Acetate 20% Methanol in Water

Blank Blood Lot: Hemostat 445283-3

Column: Agilent 120 EC-C18 (2.1x 100-2.7um)

LCMS-QQQ ID: 069901

Pre-Analytic:

- 1. Check levels of mobile phases and needle wash refill as needed. Ensure waste is not full.
- 2. Ensure correct column is installed and begin mobile phase flow allow to equilibrate ~ 30 minutes.

Analytic:

- 1. Remove standards, plate, controls, and samples from cold storage. Allow to reach room temperature.
- 2. Pipette **250 µL blood (calibrated pipette)** in wells of analytical (standards) plate. **Pipette ID: #16**
- 3. Place on shaking incubator at ambient temp., 900rpm for 15 minutes. *Shaker ID: 067105*
- 4. Pipette **250 µL 0.5 M ammonium hydroxide** in wells of analytical plate.
- 5. Place on shaking incubator at ambient temp., 900rpm for 15 minutes.
- 6. Transfer **300 µL of blood+base** mixture to corresponding wells of SLE+ plate.
- 7. Apply positive pressure for approx. 10-15 seconds (or until no liquid remains on top of sorbent).
(Load at 85-100 PSI- Selector to the right) Manifold ID: 067104
- 8. Wait 5 minutes.
- 9. Add **900 µL ethyl acetate.**
- 10. Wait 5 minutes.
- 11. Apply positive pressure for approx. 10-15 seconds. *(12-15 PSI- Selector to the left).*
- 12. Add **900 µL ethyl acetate.**
- 13. Wait 5 minutes.
- 14. Apply positive pressure for approx. 15 seconds. *(12-15 PSI- Selector to the left).*
- 15. Remove plate containing eluate. Place on SPE Dry and evaporate to dryness at approx. 35°C.
SPE Dry ID: 067103
- 16. Reconstitute in **100 µL 20% LCMS MeOH in water** and heat seal plate with foil. Place in autosampler and run worklist.

Post-Analytic

- 1. Create batch and process data.
 Worklist path: D:\MassHunter\Data\2020\AM 27-28\031920 AM 27 28 SP Batch Name: AM 28
- 2. Make necessary changes to integration limits
- 3. Integration linear and R² values ≥0.98 for each analyte.
- 4. For unknown samples and controls: response ratio within 20% of average of controls and standards, RT within +/- 5% (tramadol RT +/-2%), S/N for primary transition >10 and secondary transitions >5.
- 5. Did all QCs pass for each analyte? Y / N _____ Add Control data to QC tracking spreadsheet.
- 6. Central File Packet to include: LIMS Worklist, Method Checklist, Calibration and Control Reports.

COMMENTS: *Curves limited: 7-aminoclonazepam 5-500, amphetamine 5-500, buprenorphine 1-100, lamotrigine 5-250, lorazepam 5-100, meprobamate 5-500, mirtazapine 5-500, norbuprenorphine 2.5-100, norfentanyl 0.5-50, norhydrocodone 5-500*



Idaho State Police Forensic Services

AM #25 Blood Multi-Drug Screen by LCMS-QQQ And AM #28 Blood Multi-Drug Confirmatory Analysis by LCMS-QQQ---Panel 1

Methanol External Control Solution (Lot: 031820)

100 µL of 1mg/mL stock was added to each drug to 9700 µL of LC MeOH.

<i>Component</i>	<i>Source</i>	<i>Source Lot Number</i>	<i>Expiration Date</i>
Methanol (LCMS)	Fisher	193068	
O-desmethyl Tramadol	Cerilliant	FN01241702	04/30/2022
Amphetamine	Cerilliant	FE04061701	06/30/2022
Alprazolam	Cerilliant	FE07061604	07/31/2021
Prepared:	03/18/20		
Prepared By:	Sarah Pickle		
Expires:	03/18/21		

Blood External Control Solution (Lot: WS031820)

*100 µL of methanol external control solution was added to 9900 µL of blood.
Approximately 100 ng/mL of each compound.*

<i>Component</i>	<i>Source</i>	<i>Source Lot Number</i>
Negative Blood	Hemostat	445283-3
Methanol External Control Solution		031820
Prepared:	03/18/20	
Prepared by:	Sarah Pickle	
Expires:	03/18/21	

\$

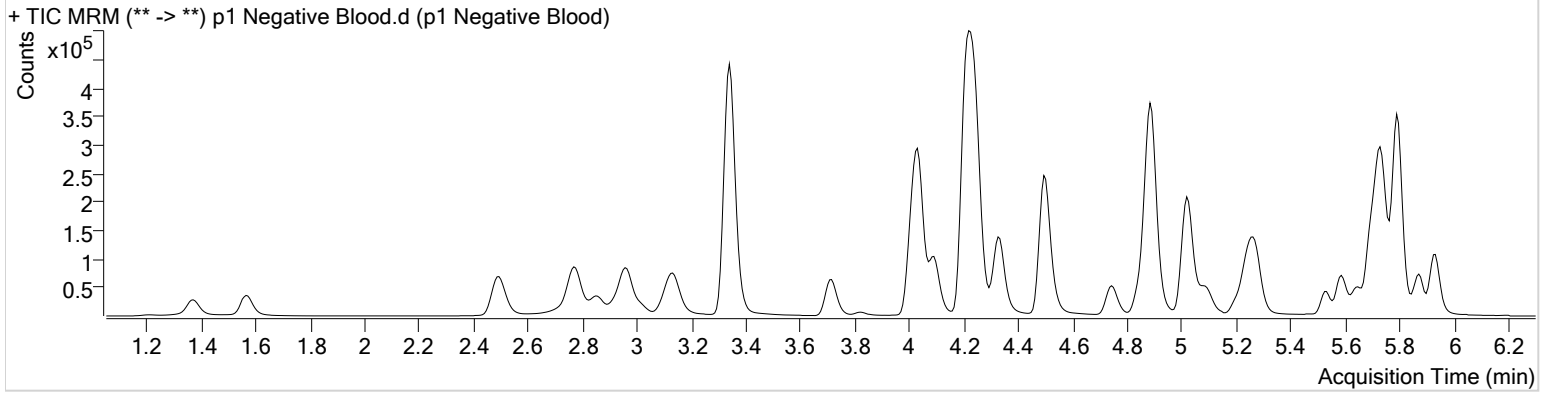


AM #28 Multi-Drug Quant. Results

Batch results D:\MassHunter\Data\2020\AM 27-28\031920 AM 27 28 SP\QuantResults\AM 28.batch.bin
Calibration Last Update 3/20/2020 8:29:50 AM

Instrument	Falco	Data File	p1 Negative Blood.d
Type	Sample	Sample	p1 Negative Blood
Acq. Method	MDQ P1 01112020.m	Operator	Sarah Pickle
Sample Position	P1-E2	Comment	
Injection Volume	2		
Acq. Date-Time	3/19/2020 5:13:35 PM		
Sample Info.			

Sample Chromatogram



\$

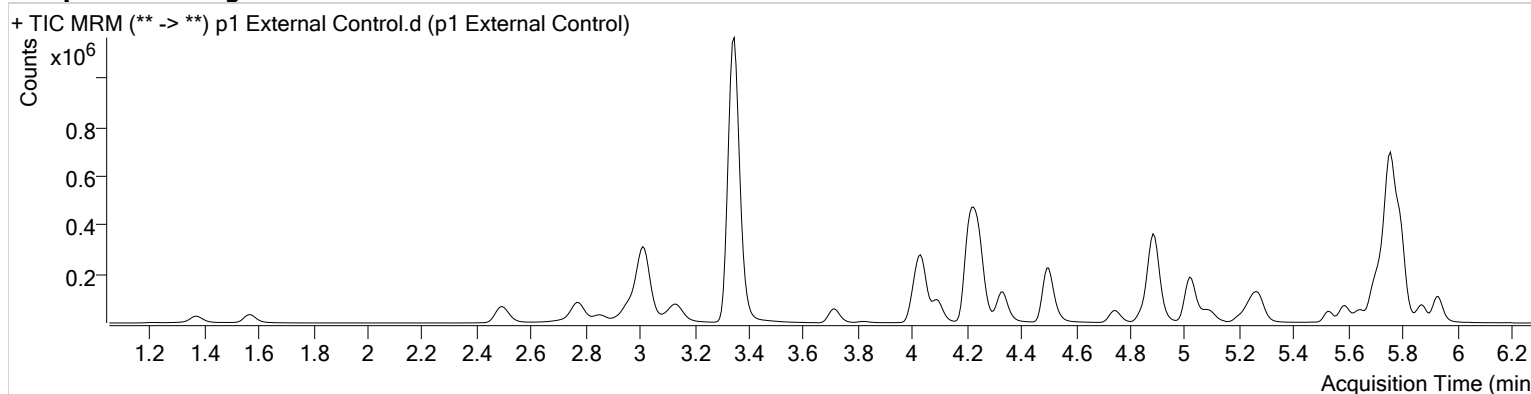


AM #28 Multi-Drug Quant. Results

Batch results D:\MassHunter\Data\2020\AM 27-28\031920 AM 27 28 SP\QuantResults\AM 28.batch.bin
Calibration Last Update 3/20/2020 8:29:50 AM

Instrument	Falco	Data File	p1 External Control.d
Type	Sample	Sample	p1 External Control
Acq. Method	MDQ P1 01112020.m	Operator	Sarah Pickle
Sample Position	P1-F2	Comment	
Injection Volume	2		
Acq. Date-Time	3/19/2020 5:24:08 PM		

Sample Chromatogram



Name	RT	Resp.	S/N	Ratio	S/N	ISTD Resp.	Final Conc.
Alprazolam	5.756	707181	∞	102.0	1282.67	202670	88.0878 ng/ml
Amphetamine	3.014	686269	15900.92	52.6	7071.26	87299	102.2577 ng/ml
O-desmethyl-tramadol	3.348	2180276	∞	6.0	1158.02	1220536	96.6490 ng/ml

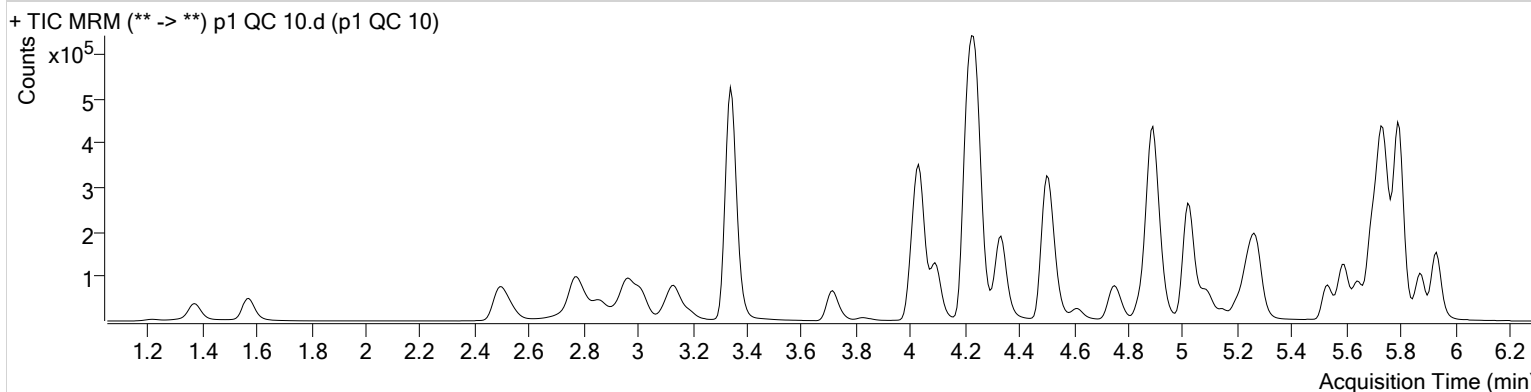


AM #28 Multi-Drug Quant. Results

Batch results D:\MassHunter\Data\2020\AM 27-28\031920 AM 27 28 SP\QuantResults\AM 28.batch.bin
Calibration Last Update 3/20/2020 8:29:50 AM

Instrument Falco **Data File** p1 QC 10.d
Type QC **Sample** p1 QC 10
Acq. Method MDQ P1 01112020.m **Operator** Sarah Pickle
Sample Position P1-A2 **Comment**
Injection Volume 2
Acq. Date-Time 3/19/2020 3:38:14 PM
Sample Info.

Sample Chromatogram



Name	RT	Resp.	S/N	Ratio	S/N	ISTD Resp.	Final Conc.
6-MAM	3.109	2203	1078.14	72.1	82.26	48865	0.9992 ng/ml
7-aminoclonazepam	4.237	45299	1598.19	82.2	1103.74	190543	9.7038 ng/ml
a-hydroxyalprazolam	5.680	22540	832.06	60.8	∞	49688	10.4118 ng/ml
alpha-PVP	4.344	87752	3155.31	51.3	355.40	400815	10.0684 ng/ml
Alprazolam	5.756	85542	829.50	104.1	500.31	223108	10.1498 ng/ml
Amphetamine	3.014	86155	916.40	53.7	643.06	102353	10.3719 ng/ml
Benzoylcegonine	3.847	4218	167.63	8.7	26.75	16296	9.9173 ng/ml
Buprenorphine	5.848	904	∞	15.2	1156.92	35322	0.9263 ng/ml
Bupropion	4.766	51550	∞	59.8	961.03	184285	10.0421 ng/ml
Carisoprodol	5.705	71017	123628.08	53.0	227.79	335570	10.3173 ng/ml
Citalopram	5.209	23045	1096.82	40.5	2086.96	102654	10.5084 ng/ml
Clonazepam	5.593	101198	1253.41	33.5	∞	117212	10.4421 ng/ml
Cocaine	4.244	110415	819.81	44.1	414.55	870742	10.0641 ng/ml
Codeine	2.550	14277	2821.42	100.9	5135.31	62923	10.3617 ng/ml
Cyclobenzaprine	5.617	11851	∞	9.2	123.54	42845	10.7620 ng/ml
Dextromethorphan	5.252	10647	1135.59	80.7	∞	49482	10.1144 ng/ml
Dextrorphan	4.100	19349	∞	210.0	∞	254725	9.9217 ng/ml
Diazepam	5.941	58968	681.61	86.8	939.09	274419	10.0807 ng/ml
Dihydrocodeine	2.521	35106	1463.62	65.9	1745.99	193895	10.2653 ng/ml
Diphenhydramine	5.279	47808	538.38	35.0	549.20	342267	10.2644 ng/ml
Doxylamine	4.514	183244	7310.93	97.2	6945.25	784570	9.8797 ng/ml
EDDP	5.244	43019	363.41	43.2	201.32	231530	10.0127 ng/ml
Fentanyl	5.086	1126	102.06	72.7	2026.97	65595	0.9365 ng/ml
Fluoxetine	5.702	11607	460.10	9.5	209.16	47681	10.2170 ng/ml
Hydrocodone	2.991	39536	163.74	40.7	83.80	248875	10.2168 ng/ml
Hydromorphone	1.581	31189	953.55	78.3	611.93	118432	9.8821 ng/ml
Ketamine	4.033	96854	1495.63	37.2	196.21	438469	10.1621 ng/ml
Lamotrigine	4.254	9646	1095.48	76.5	1694.36	438469	10.6384 ng/ml
Lorazepam	5.728	83562	∞	58.4	∞	117212	10.3039 ng/ml
Meprobamate	4.875	32898	∞	25.8	129.09	172957	10.2452 ng/ml
Methadone	5.648	29376	386.91	52.4	532.77	137040	10.5436 ng/ml
Methamphetamine	3.188	36418	151.15	41.6	180.92	149177	9.9451 ng/ml
Metoprolol	4.306	14001	∞	98.5	736.08	1099944	10.2978 ng/ml

AM #28 Multi-Drug Quant. Results



Name	RT	Resp.	S/N	Ratio	S/N	ISTD Resp.	Final Conc.
Mirtazapine	4.616	44376	4315.78	49.8	365.09	400815	8.8014 ng/ml
Mitragynine	5.220	4246	430.24	42.1	2783.42	137040	10.2929 ng/ml
Morphine	1.220	4772	528.10	23.1	57.00	4729	10.4412 ng/ml
Nordiazepam	5.881	55679	1024.84	57.2	1010.77	170154	10.3629 ng/ml
Norfentanyl	4.061	14148	1383.35	38.4	299.71	632730	0.9443 ng/ml
Norhydrocodone	3.039	3347	124.86	46.7	49.29	38216	9.2966 ng/ml
Noroxycodone	2.876	37434	484.58	49.7	330.41	117123	10.0636 ng/ml
O-desmethyl-tramadol	3.348	242375	1183.22	6.1	934.96	1295094	10.1026 ng/ml
Oxazepam	5.738	95043	∞	71.0	204.35	566209	10.2656 ng/ml
Oxycodone	2.800	80905	616.23	31.0	666.35	359549	10.4113 ng/ml
Oxymorphone	1.376	29001	472.68	48.6	281.13	103576	10.0817 ng/ml
Phentermine	3.751	16474	344.11	2.6	14.11	204880	10.0410 ng/ml
Promethazine	5.534	26114	2971.16	31.8	238.47	115988	10.3835 ng/ml
Quetiapine	5.551	30630	2564.32	59.6	27487.16	38093	10.4200 ng/ml
Sertraline	5.770	6227	150.15	90.0	215.92	26045	10.0874 ng/ml
Temazepam	5.798	160283	838.68	28.6	462.67	839169	10.2734 ng/ml
Tramadol	4.226	224169	12624.91	3.3	634.94	1099944	10.6076 ng/ml
Trazodone	5.154	34376	2250.26	80.3	∞	139466	10.3772 ng/ml
Venlafaxine	5.020	117341	3556.32	36.3	466.94	623416	10.2665 ng/ml
Zolpidem	4.911	237988	11736.77	31.3	4693.36	1106006	10.0596 ng/ml

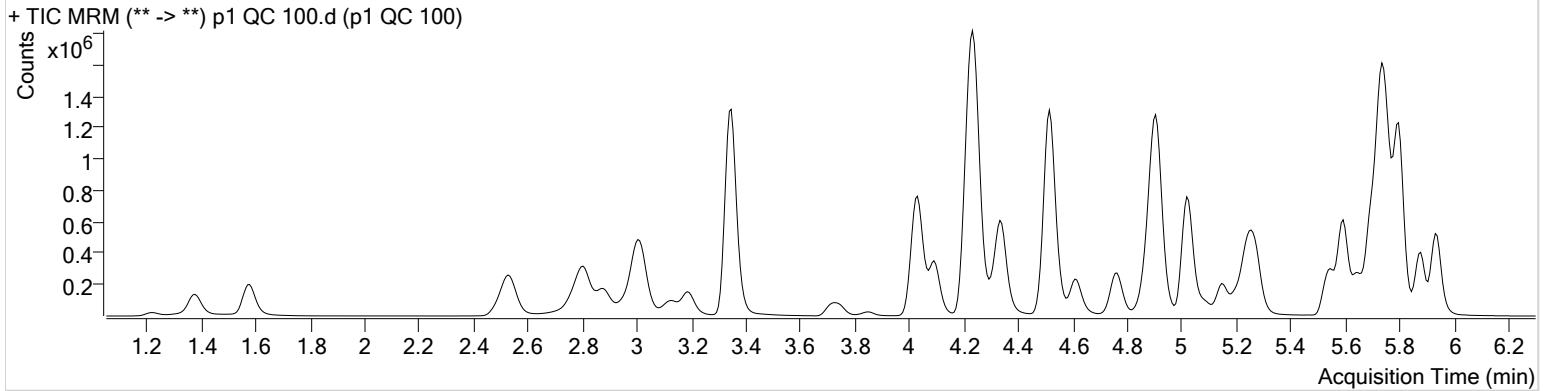
AM #28 Multi-Drug Quant. Results



Batch results D:\MassHunter\Data\2020\AM 27-28\031920 AM 27 28 SP\QuantResults\AM 28.batch.bin
Calibration Last Update 3/20/2020 8:29:50 AM

Instrument	Falco	Data File	p1 QC 100.d
Type	QC	Sample	p1 QC 100
Acq. Method	MDQ P1 01112020.m	Operator	Sarah Pickle
Sample Position	P1-B2	Comment	
Injection Volume	2		
Acq. Date-Time	3/19/2020 3:59:28 PM		

Sample Chromatogram



Name	RT	Resp.	S/N	Ratio	S/N	ISTD Resp.	Final Conc.
6-MAM	3.109	23154	533.53	70.2	5390.27	51952	10.1923 ng/ml
7-aminoclonazepam	4.237	409542	12287.96	81.4	8192.44	181208	98.8098 ng/ml
a-hydroxyalprazolam	5.680	208566	964.80	63.6	2295.89	51022	96.7239 ng/ml
alpha-PVP	4.344	854640	916.89	51.1	1437.11	394025	95.6411 ng/ml
Alprazolam	5.756	807378	1949.15	101.4	6437.89	206859	98.4692 ng/ml
Amphetamine	3.014	815690	19616.63	52.9	10276.97	102072	103.9622 ng/ml
Benzoylcegonine	3.847	45523	1103.34	8.0	231.37	17870	99.2243 ng/ml
Buprenorphine	5.848	9473	144.36	16.7	288.15	33667	9.7426 ng/ml
Bupropion	4.766	456642	21459.74	58.9	636.97	165314	99.5051 ng/ml
Carisoprodol	5.705	665868	2109.92	53.5	1396.43	331200	101.3858 ng/ml
Citalopram	5.209	222600	1640.78	41.0	13609.45	102605	98.3693 ng/ml
Clonazepam	5.593	979561	9659.23	33.1	2046.19	119987	100.6530 ng/ml
Cocaine	4.243	1059323	69064.67	44.3	41141.24	848352	95.8534 ng/ml
Codeine	2.550	140309	1271.92	102.4	1183.36	63876	103.4400 ng/ml
Cyclobenzaprine	5.617	102973	430703.50	10.0	163.39	41981	95.6272 ng/ml
Dextromethorphan	5.252	98944	422.29	78.3	375712.13	46092	98.0231 ng/ml
Dextrorphan	4.093	195781	12327.10	211.5	6174.16	256260	101.4271 ng/ml
Diazepam	5.941	570220	2848.56	87.6	1065.05	272313	99.9755 ng/ml
Dihydrocodeine	2.528	355530	4414.54	66.4	1316.23	204908	105.3293 ng/ml
Diphenhydramine	5.279	461760	21290.04	33.0	9738.68	334363	99.0872 ng/ml
Doxylamine	4.514	1785796	∞	96.7	122637.94	789486	99.3341 ng/ml
EDDP	5.244	489020	774.04	41.9	592.70	267481	100.0578 ng/ml
Fentanyl	5.086	10993	1296.06	65.1	150.20	61706	9.8612 ng/ml
Fluoxetine	5.702	97180	17824.05	8.9	31749.52	41849	98.7687 ng/ml
Hydrocodone	2.991	379534	823.93	39.7	∞	256243	102.9071 ng/ml
Hydromorphone	1.581	319378	921.99	78.0	1093.78	125668	96.9843 ng/ml
Ketamine	4.033	951302	102380.72	38.1	1248.09	443943	102.2665 ng/ml
Lamotrigine	4.254	88865	3248.14	80.9	22402.35	443943	105.5549 ng/ml
Lorazepam	5.728	708203	∞	57.9	6262.54	119987	91.6017 ng/ml
Meprobamate	4.875	314763	4109.09	26.4	26598.19	175906	103.0488 ng/ml
Methadone	5.648	263175	20466.90	55.0	10637.72	132066	95.7668 ng/ml
Methamphetamine	3.188	334981	2698.07	41.8	985.35	151344	102.3006 ng/ml
Metoprolol	4.306	136727	62486.30	97.2	2010.48	1118088	97.8008 ng/ml

AM #28 Multi-Drug Quant. Results



Name	RT	Resp.	S/N	Ratio	S/N	ISTD Resp.	Final Conc.
Mirtazapine	4.609	434355	5640.43	49.6	45361.24	394025	88.9688 ng/ml
Mitragynine	5.220	39882	2107.50	39.2	3391.29	132066	101.6452 ng/ml
Morphine	1.220	50378	3861.99	24.2	2276.38	5400	100.3983 ng/ml
Norbuprenorphine	4.976	805	60.95	84.9	65.45	3924	9.8038 ng/ml
Nordiazepam	5.881	541120	13062.57	56.6	6643.47	171928	101.7569 ng/ml
Norfentanyl	4.061	143251	1531.81	37.0	608.14	629989	9.6780 ng/ml
Norhydrocodone	3.039	33650	269.70	43.9	61.62	35073	94.1574 ng/ml
Noroxycodone	2.876	358854	3975.18	50.6	4518.64	118930	95.9479 ng/ml
O-desmethyl-tramadol	3.348	2490673	102662.39	6.0	2405.66	1345653	100.1438 ng/ml
Oxazepam	5.738	849623	32933.49	70.8	17846.46	521798	102.3718 ng/ml
Oxycodone	2.800	828827	4156.80	32.1	3366.67	378463	104.9208 ng/ml
Oxymorphone	1.376	282651	∞	50.1	933.84	106390	98.1228 ng/ml
Phentermine	3.751	162257	3488.29	2.6	207.33	203867	101.9647 ng/ml
Promethazine	5.534	239603	2614.60	30.8	225.38	110604	99.5939 ng/ml
Quetiapine	5.551	328105	1690.77	59.7	15891.35	41449	103.2095 ng/ml
Sertraline	5.770	50639	323.60	92.2	647.66	23620	92.7866 ng/ml
Temazepam	5.798	1562537	31653.60	29.9	965.63	843534	99.3607 ng/ml
Tramadol	4.226	2093911	83963.10	3.4	531.26	1118088	104.4374 ng/ml
Trazodone	5.146	352101	15118.31	78.3	27186.72	151713	100.3507 ng/ml
Venlafaxine	5.020	1183495	2903.66	36.2	1444.38	637073	96.4759 ng/ml
Zolpidem	4.911	2442014	2847.40	30.7	270.41	1158350	101.6457 ng/ml

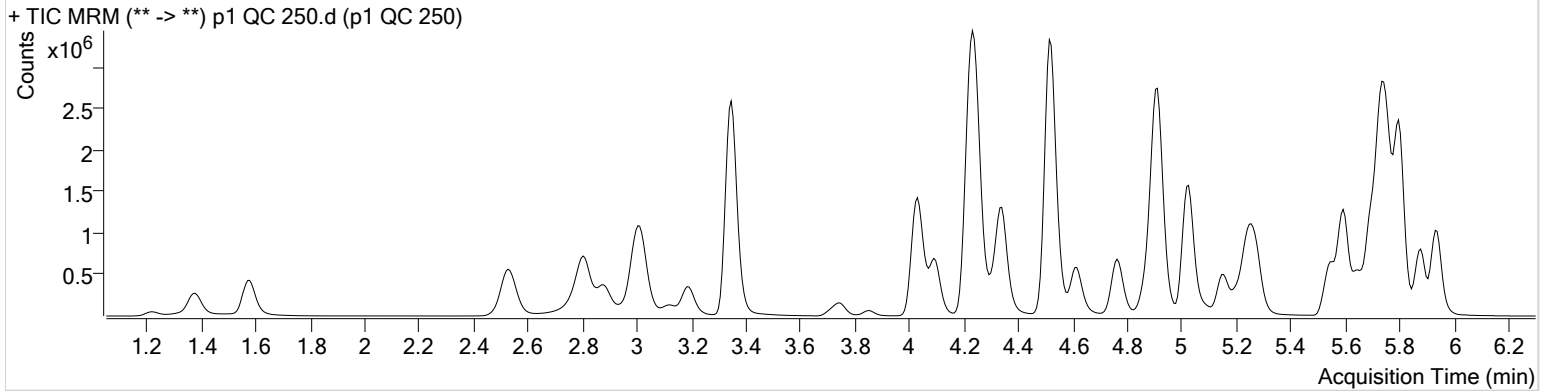
AM #28 Multi-Drug Quant. Results



Batch results D:\MassHunter\Data\2020\AM 27-28\031920 AM 27 28 SP\QuantResults\AM 28.batch.bin
Calibration Last Update 3/20/2020 8:29:50 AM

Instrument	Falco	Data File	p1 QC 250.d
Type	QC	Sample	p1 QC 250
Acq. Method	MDQ P1 01112020.m	Operator	Sarah Pickle
Sample Position	P1-C2	Comment	
Injection Volume	2		
Acq. Date-Time	3/19/2020 4:20:39 PM		

Sample Chromatogram



Name	RT	Resp.	S/N	Ratio	S/N	ISTD Resp.	Final Conc.
6-MAM	3.109	60252	2709.98	70.1	2457.11	53131	25.9883 ng/ml
7-aminoclonazepam	4.237	873766	11731.78	81.3	596.20	161233	238.0092 ng/ml
a-hydroxyalprazolam	5.680	471150	2396.76	63.5	763.42	45917	243.3338 ng/ml
alpha-PVP	4.344	2149171	129454.22	50.7	1903.28	390691	241.8536 ng/ml
Alprazolam	5.756	1805611	5706.53	103.1	2615.97	179622	252.7748 ng/ml
Amphetamine	3.014	1926935	47491.47	52.4	24988.28	102294	245.9390 ng/ml
Benzoylcegonine	3.853	124081	1052.77	7.8	418.51	18877	256.3209 ng/ml
Buprenorphine	5.848	19776	723.70	15.5	2535.13	27617	24.7243 ng/ml
Bupropion	4.766	1240113	68756.67	58.3	795.46	177906	251.1610 ng/ml
Carisoprodol	5.705	1435881	26626.93	54.7	703.08	291539	248.9461 ng/ml
Citalopram	5.209	521279	2591.27	40.8	10258.09	95274	247.5249 ng/ml
Clonazepam	5.593	2245681	1786.18	33.4	4648.27	111452	248.7563 ng/ml
Cocaine	4.244	2493327	309361.83	44.4	522067.49	793319	240.7037 ng/ml
Codeine	2.550	327415	24094.50	100.3	36361.65	59212	260.9373 ng/ml
Cyclobenzaprine	5.617	221231	9044.52	9.5	728.63	34547	249.6992 ng/ml
Dextromethorphan	5.252	220354	867.42	81.2	2242.60	41703	240.8069 ng/ml
Dextrorphan	4.100	475930	3301.71	210.9	2489.49	244404	258.8037 ng/ml
Diazepam	5.941	1317983	∞	87.7	4786.69	249705	252.3045 ng/ml
Dihydrocodeine	2.521	862846	58360.44	66.4	3430.15	203633	258.3960 ng/ml
Diphenhydramine	5.279	1100059	11621.29	33.0	2550.98	315974	249.3850 ng/ml
Doxylamine	4.514	4920225	143777.64	96.7	223790.55	851594	254.3787 ng/ml
EDDP	5.244	1262137	2586.52	42.5	28676.64	270671	255.4709 ng/ml
Fentanyl	5.086	24287	992.28	63.0	57192.67	52808	25.4807 ng/ml
Fluoxetine	5.702	180532	516.13	9.0	4573.45	30864	249.0167 ng/ml
Hydrocodone	2.991	916241	∞	41.2	∞	258716	247.3344 ng/ml
Hydromorphone	1.581	780472	864.16	78.7	441.79	121880	244.6533 ng/ml
Ketamine	4.033	2374133	139069.52	37.8	12033.25	445163	255.1546 ng/ml
Lamotrigine	4.261	191167	7683.13	78.8	40857.73	445163	227.6856 ng/ml
*Lorazepam	5.728	1265074	∞	58.3	13790.06	111452	176.9601 ng/ml
Meprobamate	4.875	699617	19135.55	25.3	4970.36	163497	247.5308 ng/ml
Methadone	5.648	613021	31060.59	54.5	19620.95	122628	239.8308 ng/ml
Methamphetamine	3.188	805695	2339.95	42.7	1417.28	149025	252.0514 ng/ml
Metoprolol	4.306	338717	∞	96.8	8039.01	1038452	260.6462 ng/ml

AM #28 Multi-Drug Quant. Results

\$



Name	RT	Resp.	S/N	Ratio	S/N	ISTD Resp.	Final Conc.
Mirtazapine	4.616	1094036	122751.32	49.6	82231.11	390691	226.2330 ng/ml
Mitragynine	5.220	90271	∞	37.2	∞	122628	247.9899 ng/ml
Morphine	1.220	127060	2367.37	24.7	1136.12	5442	251.9914 ng/ml
Norbuprenorphine	4.976	1894	52.56	78.2	117.83	3865	24.6035 ng/ml
Nordiazepam	5.881	1232535	∞	57.1	11668.95	153561	259.8727 ng/ml
Norfentanyl	4.061	359084	19969.32	37.7	1586.35	608411	25.1333 ng/ml
Norhydrocodone	3.039	80344	297.86	43.1	303.65	30721	255.3273 ng/ml
Noroxycodone	2.876	861478	4302.20	48.9	728.58	109943	249.3429 ng/ml
O-desmethyl-tramadol	3.348	6170161	68342.50	5.9	18436.67	1298977	257.0419 ng/ml
Oxazepam	5.738	1670805	∞	70.2	38446.80	409106	257.2555 ng/ml
Oxycodone	2.800	2112527	10254.49	32.0	1592.99	386825	262.2571 ng/ml
Oxymorphone	1.376	673886	692.08	48.0	2690.72	99192	251.3686 ng/ml
Phentermine	3.751	407174	6200.34	2.6	707.64	204273	255.8018 ng/ml
Promethazine	5.534	505988	42128.02	30.9	1097.76	92785	250.6555 ng/ml
Quetiapine	5.551	810126	1514.82	60.8	1632.02	40740	259.3768 ng/ml
Sertraline	5.770	91986	2421.68	91.0	2482.21	16300	244.7163 ng/ml
Temazepam	5.798	3721997	3682.93	29.5	1421.67	765160	260.8712 ng/ml
Tramadol	4.226	4956538	144056.21	3.3	901.75	1038452	267.4907 ng/ml
Trazodone	5.154	881159	60695.52	79.1	244148.55	148878	256.4037 ng/ml
Venlafaxine	5.027	3017739	50892.31	36.0	1878.85	637600	244.9495 ng/ml
Zolpidem	4.911	6049623	210032.60	30.0	165714.41	1127432	259.2557 ng/ml

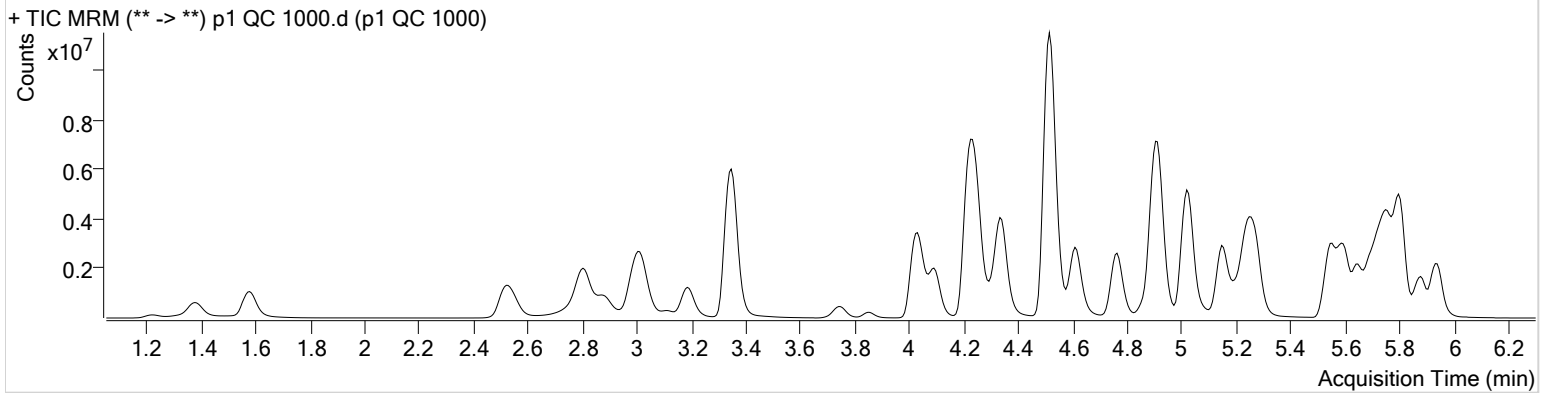
AM #28 Multi-Drug Quant. Results



Batch results D:\MassHunter\Data\2020\AM 27-28\031920 AM 27 28 SP\QuantResults\AM 28.batch.bin
Calibration Last Update 3/20/2020 8:29:50 AM

Instrument	Falco	Data File	p1 QC 1000.d
Type	QC	Sample	p1 QC 1000
Acq. Method	MDQ P1 01112020.m	Operator	Sarah Pickle
Sample Position	P1-D2	Comment	
Injection Volume	2		
Acq. Date-Time	3/19/2020 4:41:49 PM		

Sample Chromatogram



Name	RT	Resp.	S/N	Ratio	S/N	ISTD Resp.	Final Conc.
6-MAM	3.109	219558	5286.35	70.3	31618.64	48321	104.2353 ng/ml
* 7-aminoclonazepam	4.237	1304728	23336.85	77.4	22467.94	80948	709.4139 ng/ml
a-hydroxyalprazolam	5.673	1105411	624.74	62.1	1765.31	28656	915.7978 ng/ml
alpha-PVP	4.344	7530252	291284.55	50.0	40095.21	330291	1000.9181 ng/ml
Alprazolam	5.756	4271005	∞	103.2	∞	105438	1017.0001 ng/ml
* Amphetamine	3.014	5317989	47554.44	50.9	66375.20	96649	719.6340 ng/ml
Benzoylcegonine	3.847	455558	52641.88	7.9	10349.81	15859	1120.7484 ng/ml
Buprenorphine	5.848	86716	3124.47	15.8	13487.46	26856	111.3363 ng/ml
Bupropion	4.766	5037914	306140.61	57.9	1810.27	177705	1021.6044 ng/ml
Carisoprodol	5.705	2874069	∞	53.2	988.48	151958	957.1263 ng/ml
Citalopram	5.202	2138337	73715.34	40.8	1172.69	96832	997.9175 ng/ml
Clonazepam	5.593	5272751	184969.82	33.0	67529.45	68756	947.3875 ng/ml
Cocaine	4.243	6910056	203805.30	43.7	1426164.06	531990	993.6344 ng/ml
Codeine	2.550	815734	∞	102.8	6450.65	41243	934.2866 ng/ml
Cyclobenzaprine	5.617	961218	1700280.50	9.8	∞	37662	995.2572 ng/ml
Dextromethorphan	5.252	853619	22245.36	78.9	33926.39	40264	965.2376 ng/ml
Dextrorphan	4.093	1593815	2362.08	211.0	150833.37	201471	1051.9362 ng/ml
Diazepam	5.941	3351394	24444.64	87.7	7570.46	159420	1005.5011 ng/ml
Dihydrocodeine	2.521	2419820	81963.38	65.3	45349.20	177373	833.7496 ng/ml
Diphenhydramine	5.279	4833853	1617.55	33.1	27379.13	336837	1027.1271 ng/ml
Doxylamine	4.514	18825762	1487259.07	96.1	35392604.6	856003	969.4706 ng/ml
EDDP	5.244	5550159	3242.59	42.3	59974.77	295612	1029.1565 ng/ml
Fentanyl	5.086	122122	8693.90	63.6	∞	64797	104.4662 ng/ml
Fluoxetine	5.702	668082	∞	8.9	54554.04	29371	968.8076 ng/ml
Hydrocodone	2.985	2667758	613.17	41.8	∞	211913	881.5446 ng/ml
Hydromorphone	1.581	2219454	1596.64	78.4	822.16	86878	976.5908 ng/ml
Ketamine	4.026	7431774	335506.95	37.0	9183.81	367191	969.5004 ng/ml
* Lamotrigine	4.261	365470	33334.73	77.7	∞	367191	529.1429 ng/ml
* Lorazepam	5.728	1468145	∞	57.4	5906.46	68756	333.6524 ng/ml
* Meprobamate	4.868	1338422	68202.57	26.1	20390.11	108124	717.5658 ng/ml
Methadone	5.648	2872216	1740.78	54.3	399315.58	140584	979.3308 ng/ml
Methamphetamine	3.188	2924842	19568.35	42.5	20156.47	142959	958.0097 ng/ml

AM #28 Multi-Drug Quant. Results



Name	RT	Resp.	S/N	Ratio	S/N	ISTD Resp.	Final Conc.
Metoprolol	4.306	1060618	∞	95.9	∞	824773	1027.2190 ng/ml
* Mirtazapine	4.609	5516661	3500066.48	48.8	236002.31	330291	1350.1285 ng/ml
Mitragynine	5.220	353572	46013.53	39.0	23729.34	140584	847.6232 ng/ml
Morphine	1.220	339327	∞	23.9	∞	3899	940.5947 ng/ml
Norbuprenorphine	4.976	7752	462.55	79.6	162.18	4049	98.5913 ng/ml
Nordiazepam	5.881	2917951	2404.81	57.2	∞	93227	1014.0979 ng/ml
* Norfentanyl	4.061	1254970	109761.70	37.2	19146.56	423547	126.2109 ng/ml
* Norhydrocodone	3.039	297146	∞	42.5	227.85	21968	1317.3455 ng/ml
Noroxycodone	2.876	2154158	896.45	48.3	462.08	67338	1018.3267 ng/ml
O-desmethyl-tramadol	3.348	18136406	663766.33	5.8	157351.32	937463	1046.9811 ng/ml
Oxazepam	5.731	2236344	∞	72.1	8008.30	152986	921.6228 ng/ml
Oxycodone	2.800	6822907	22298.14	31.8	3494.52	326212	1005.5707 ng/ml
Oxymorphone	1.376	1853539	∞	48.4	∞	71497	960.0329 ng/ml
Phentermine	3.751	1428997	18017.10	2.5	1974.81	197833	927.7315 ng/ml
Promethazine	5.527	2275719	258161.21	30.0	1385.70	103080	1014.6310 ng/ml
Quetiapine	5.551	4131643	243816.66	59.5	3941.87	53357	1010.2308 ng/ml
Sertraline	5.770	265389	1714.32	92.1	8374.10	11593	993.6059 ng/ml
Temazepam	5.805	9422922	1767.86	28.6	27778.72	462494	1092.5510 ng/ml
Tramadol	4.219	14410931	4820.50	3.2	1818.29	824773	981.4695 ng/ml
Trazodone	5.146	5205158	2567.69	78.7	469823.93	229840	981.9736 ng/ml
Venlafaxine	5.020	11713700	377187.03	35.0	3307.22	590112	1025.5654 ng/ml
Zolpidem	4.911	18240944	∞	30.0	98567.34	915899	963.2060 ng/ml

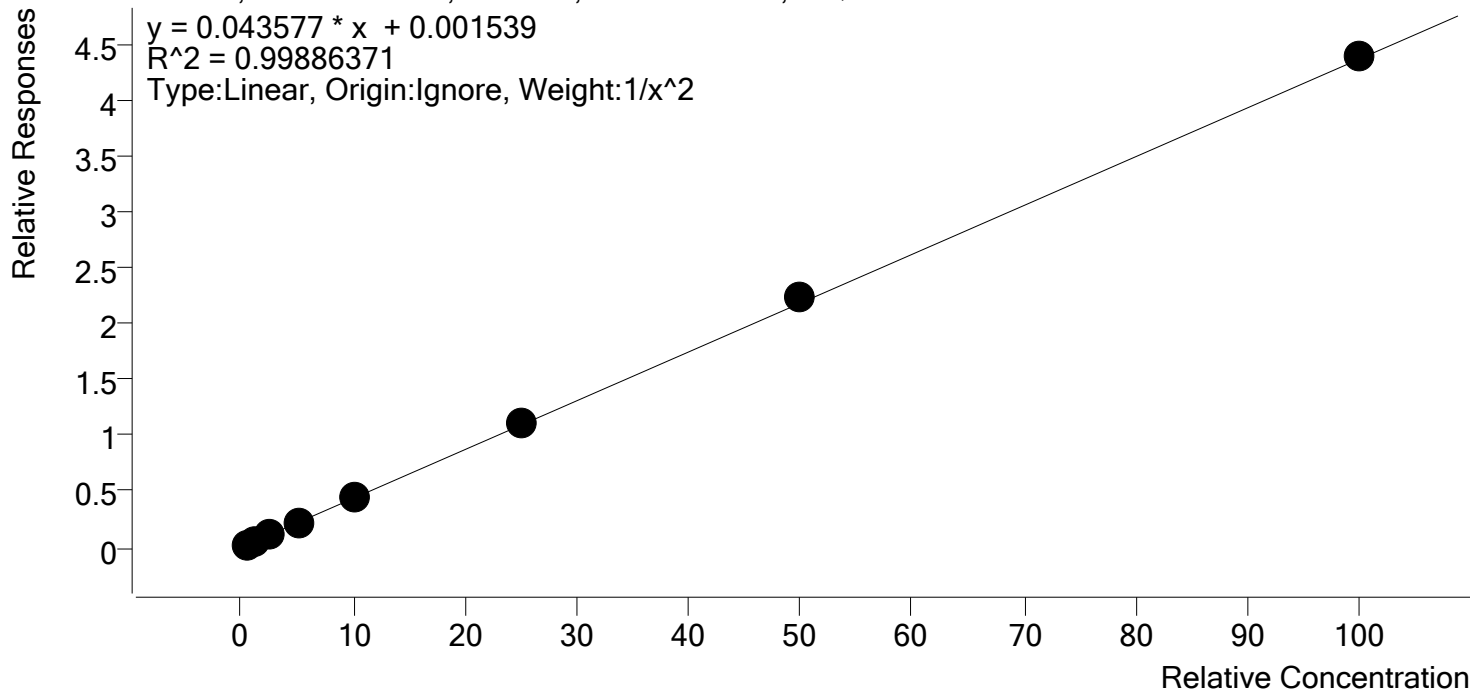
*Outside curve range



AM #28 Multi-Drug Quant. Calibration Curve Report

Batch results D:\MassHunter\Data\2020\AM 27-28\031920 AM 27 28 SP\QuantResults\AM 28.batch.bin
Last Cal. Update 3/20/2020 8:29 AM
Analyst Name ISP\datastor
Analyte 6-MAM **Internal Standard** 6-MAM-D6

6-MAM - 8 Levels, 8 Levels Used, 8 Points, 8 Points Used, 4 QCs



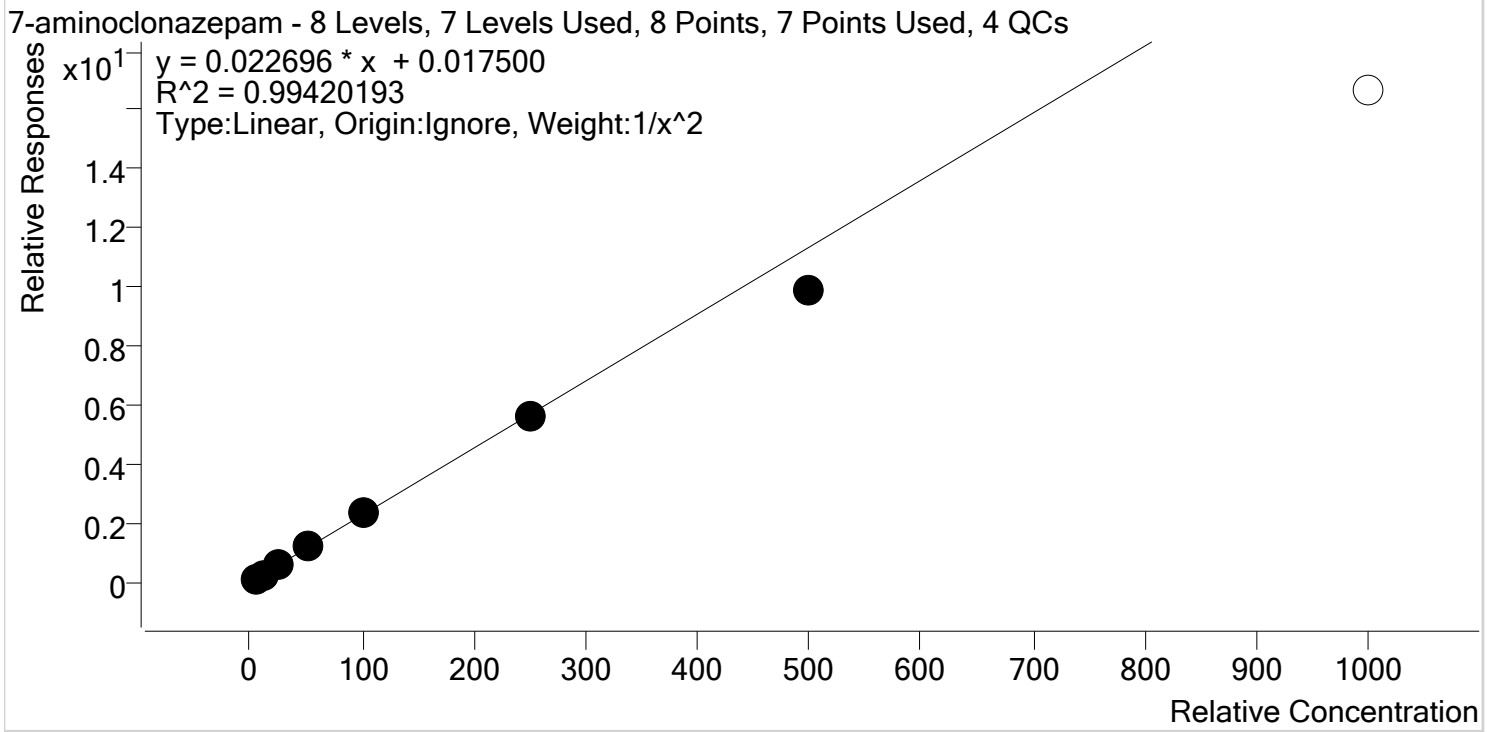
Sample	Level	Enabled	Expected Concentration	Final Concentration	Accuracy
p1 Cal 1-5ng	1	✓	0.5	0.5	103.0
p1 Cal 2- 10ng	2	✓	1.0	1.0	95.2
p1 Cal 3 -25ng	3	✓	2.5	2.4	95.9
p1 Cal 4-50ng	4	✓	5.0	5.1	101.0
p1 Cal 5-100ng	5	✓	10.0	10.0	100.0
p1 Cal 6-250ng	6	✓	25.0	25.4	101.6
p1 Cal 7-500ng	7	✓	50.0	51.3	102.6
p1 Cal 8-1000ng	8	✓	100.0	100.5	100.5

\$



AM #28 Multi-Drug Quant. Calibration Curve Report

Batch results D:\MassHunter\Data\2020\AM 27-28\031920 AM 27 28 SP\QuantResults\AM 28.batch.bin
Last Cal. Update 3/20/2020 8:29 AM
Analyst Name ISP\datastor
Analyte 7-aminoclonazepam **Internal Standard** 7-Aminoclonazepam-D4



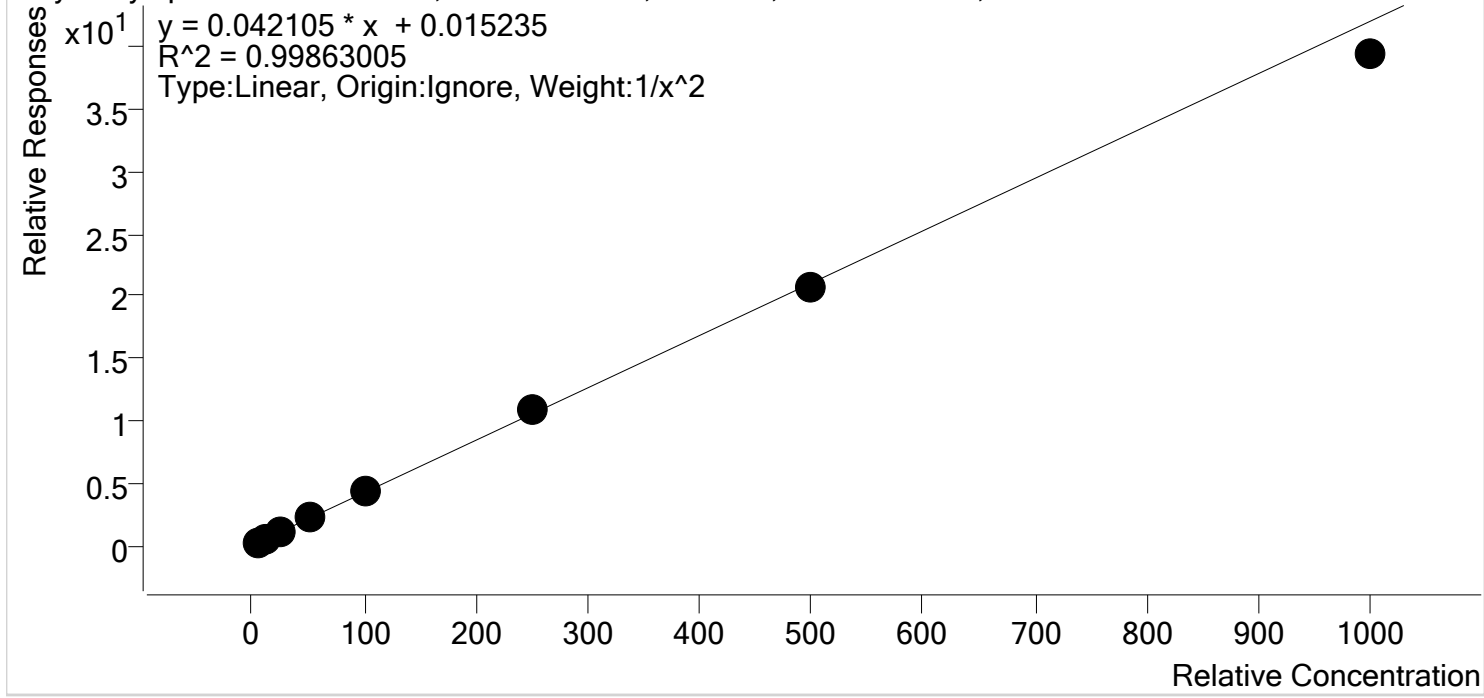
Sample	Level	Enabled	Expected Concentration	Final Concentration	Accuracy
p1 Cal 1-5ng	1	✓	5.0	4.9	97.2
p1 Cal 2- 10ng	2	✓	10.0	10.3	102.6
p1 Cal 3 -25ng	3	✓	25.0	26.1	104.2
p1 Cal 4-50ng	4	✓	50.0	53.4	106.7
p1 Cal 5-100ng	5	✓	100.0	103.1	103.1
p1 Cal 6-250ng	6	✓	250.0	247.2	98.9
p1 Cal 7-500ng	7	✓	500.0	436.5	87.3
p1 Cal 8-1000ng	8	✗	1000.0	733.7	73.4



AM #28 Multi-Drug Quant. Calibration Curve Report

Batch results D:\MassHunter\Data\2020\AM 27-28\031920 AM 27 28 SP\QuantResults\AM 28.batch.bin
Last Cal. Update 3/20/2020 8:29 AM
Analyst Name ISP\datastor
Analyte a-hydroxyalprazolam **Internal Standard** a-hydroxyalprazolam-D5

a-hydroxyalprazolam - 8 Levels, 8 Levels Used, 8 Points, 8 Points Used, 4 QCs

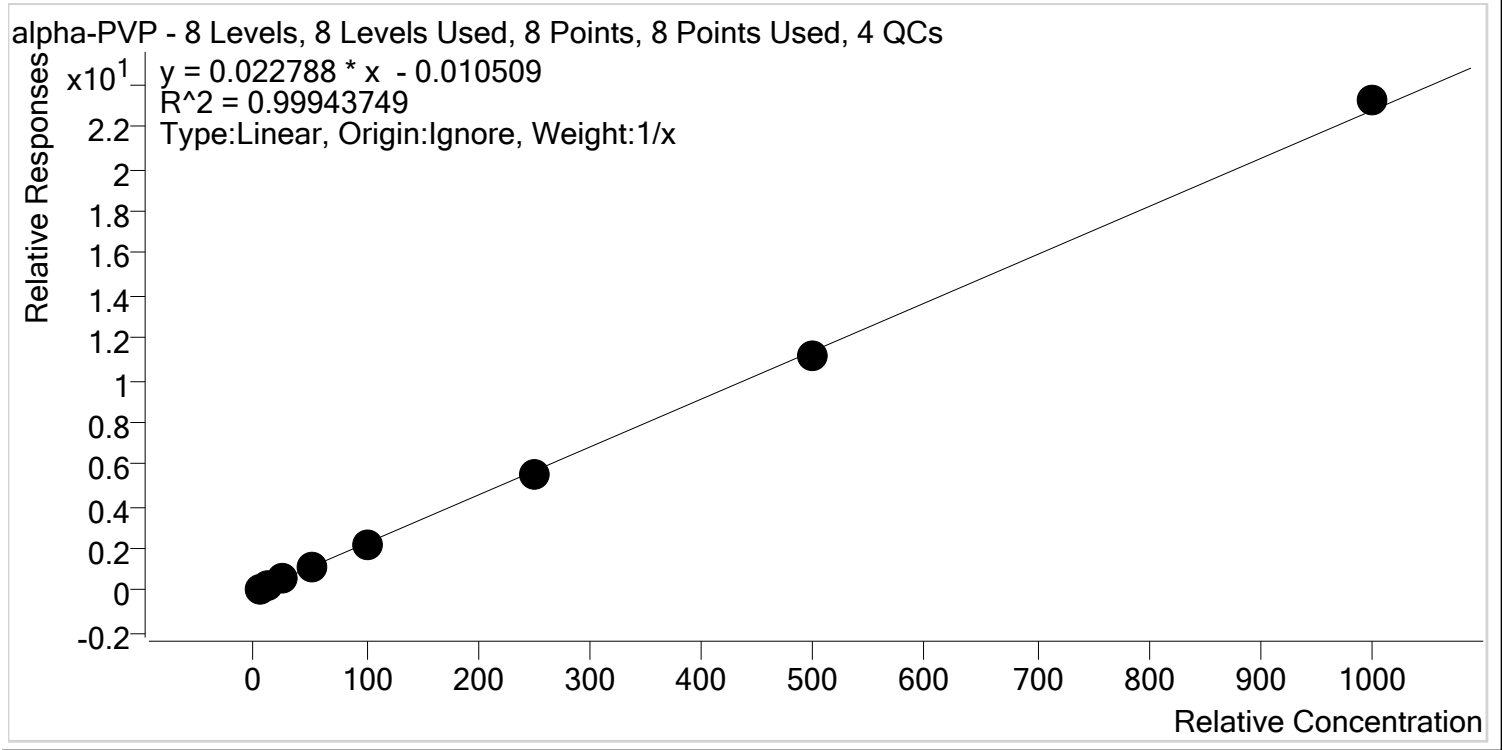


Sample	Level	Enabled	Expected Concentration	Final Concentration	Accuracy
p1 Cal 1-5ng	1	✓	5.0	5.0	99.4
p1 Cal 2- 10ng	2	✓	10.0	10.1	100.6
p1 Cal 3 -25ng	3	✓	25.0	24.8	99.2
p1 Cal 4-50ng	4	✓	50.0	51.8	103.5
p1 Cal 5-100ng	5	✓	100.0	101.7	101.7
p1 Cal 6-250ng	6	✓	250.0	258.9	103.6
p1 Cal 7-500ng	7	✓	500.0	491.2	98.2
p1 Cal 8-1000ng	8	✓	1000.0	937.0	93.7



AM #28 Multi-Drug Quant. Calibration Curve Report

Batch results D:\MassHunter\Data\2020\AM 27-28\031920 AM 27 28 SP\QuantResults\AM 28.batch.bin
Last Cal. Update 3/20/2020 8:29 AM
Analyst Name ISP\datastor
Analyte alpha-PVP **Internal Standard** alpha-PVP-d8

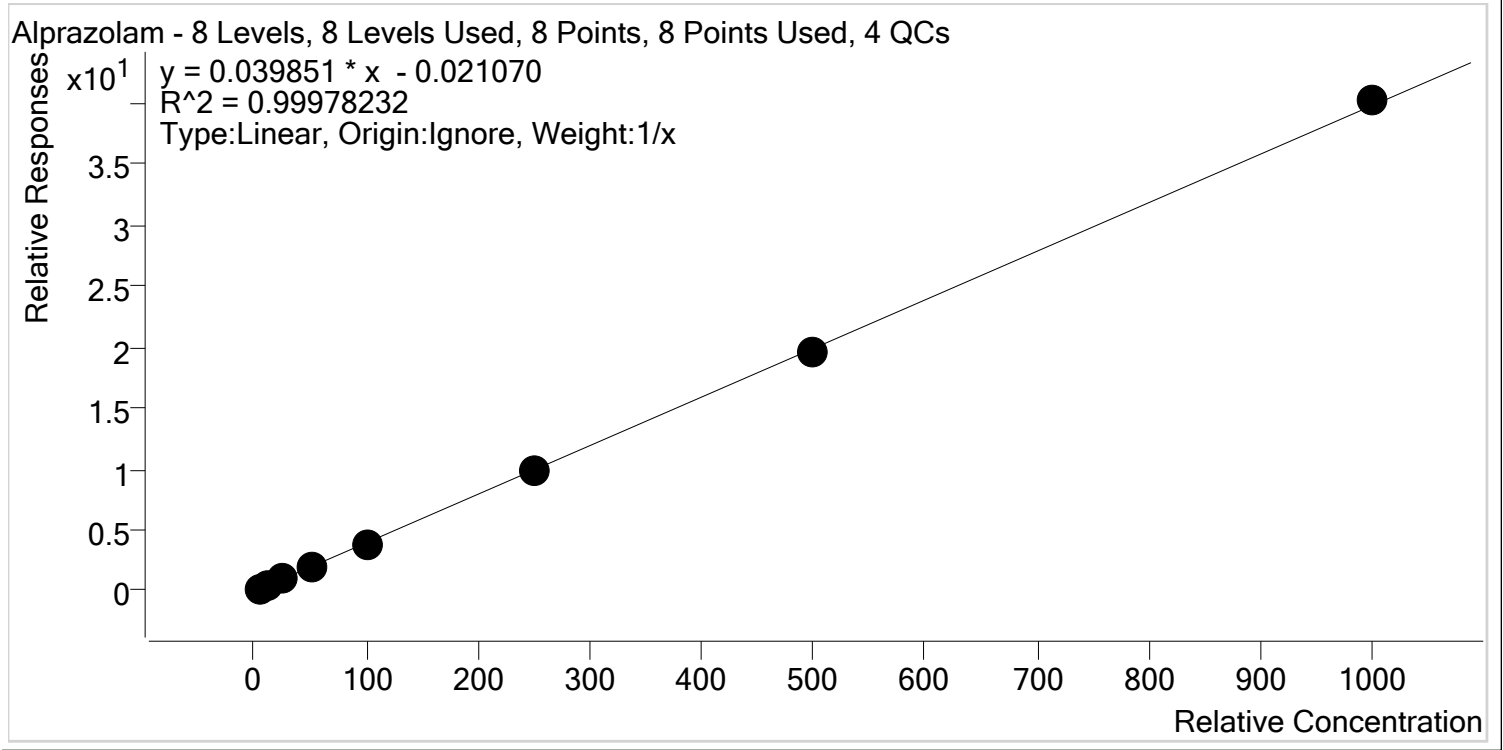


Sample	Level	Enabled	Expected Concentration	Final Concentration	Accuracy
p1 Cal 1-5ng	1	✓	5.0	5.4	107.6
p1 Cal 2- 10ng	2	✓	10.0	10.1	101.2
p1 Cal 3 -25ng	3	✓	25.0	24.7	98.7
p1 Cal 4-50ng	4	✓	50.0	49.2	98.4
p1 Cal 5-100ng	5	✓	100.0	97.1	97.1
p1 Cal 6-250ng	6	✓	250.0	241.6	96.6
p1 Cal 7-500ng	7	✓	500.0	491.3	98.3
p1 Cal 8-1000ng	8	✓	1000.0	1020.7	102.1



AM #28 Multi-Drug Quant. Calibration Curve Report

Batch results D:\MassHunter\Data\2020\AM 27-28\031920 AM 27 28 SP\QuantResults\AM 28.batch.bin
Last Cal. Update 3/20/2020 8:29 AM
Analyst Name ISP\datastor
Analyte Alprazolam **Internal Standard** Alprazolam-D5

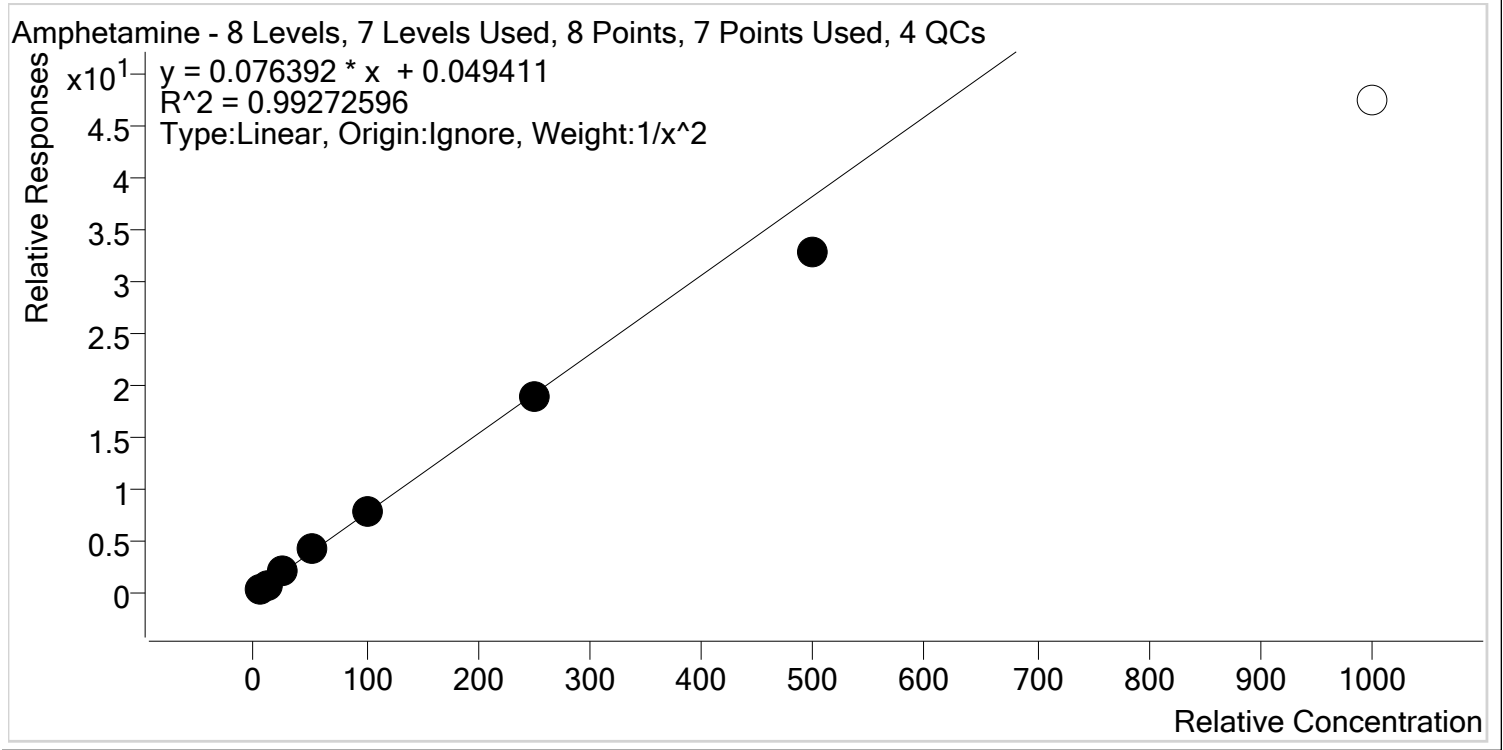


Sample	Level	Enabled	Expected Concentration	Final Concentration	Accuracy
p1 Cal 1-5ng	1	✓	5.0	5.5	110.6
p1 Cal 2- 10ng	2	✓	10.0	10.0	99.6
p1 Cal 3 -25ng	3	✓	25.0	23.7	94.9
p1 Cal 4-50ng	4	✓	50.0	49.3	98.6
p1 Cal 5-100ng	5	✓	100.0	96.7	96.7
p1 Cal 6-250ng	6	✓	250.0	248.3	99.3
p1 Cal 7-500ng	7	✓	500.0	496.1	99.2
p1 Cal 8-1000ng	8	✓	1000.0	1010.3	101.0



AM #28 Multi-Drug Quant. Calibration Curve Report

Batch results D:\MassHunter\Data\2020\AM 27-28\031920 AM 27 28 SP\QuantResults\AM 28.batch.bin
Last Cal. Update 3/20/2020 8:29 AM
Analyst Name ISP\datastor
Analyte Amphetamine **Internal Standard** Amphetamine-D11

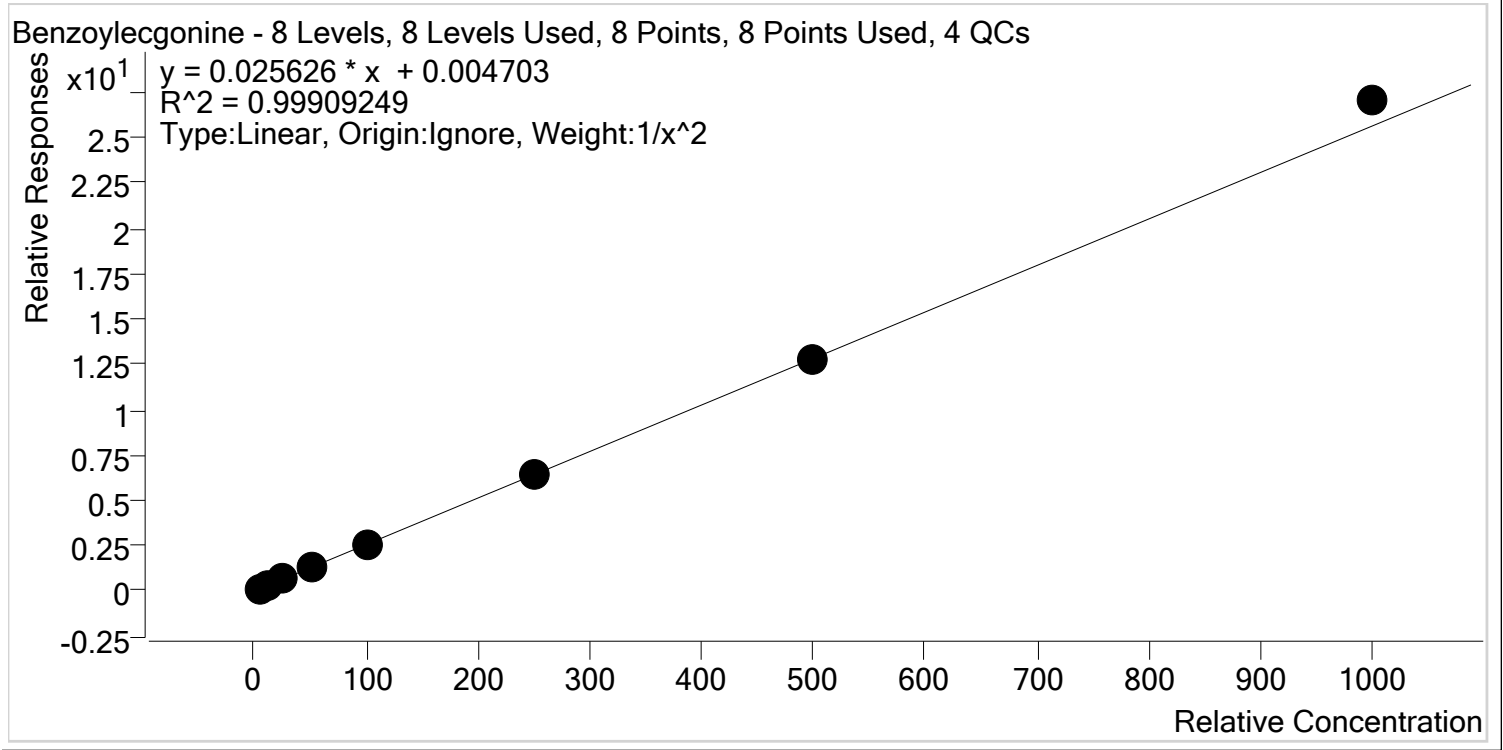


Sample	Level	Enabled	Expected Concentration	Final Concentration	Accuracy
p1 Cal 1-5ng	1	✓	5.0	4.8	96.4
p1 Cal 2- 10ng	2	✓	10.0	10.3	103.5
p1 Cal 3 -25ng	3	✓	25.0	26.5	105.9
p1 Cal 4-50ng	4	✓	50.0	53.9	107.8
p1 Cal 5-100ng	5	✓	100.0	101.5	101.5
p1 Cal 6-250ng	6	✓	250.0	246.6	98.6
p1 Cal 7-500ng	7	✓	500.0	431.3	86.3
p1 Cal 8-1000ng	8	✗	1000.0	620.1	62.0



AM #28 Multi-Drug Quant. Calibration Curve Report

Batch results D:\MassHunter\Data\2020\AM 27-28\031920 AM 27 28 SP\QuantResults\AM 28.batch.bin
Last Cal. Update 3/20/2020 8:29 AM
Analyst Name ISP\datastor
Analyte Benzoylecgonine **Internal Standard** Benzoylecgonine-d8

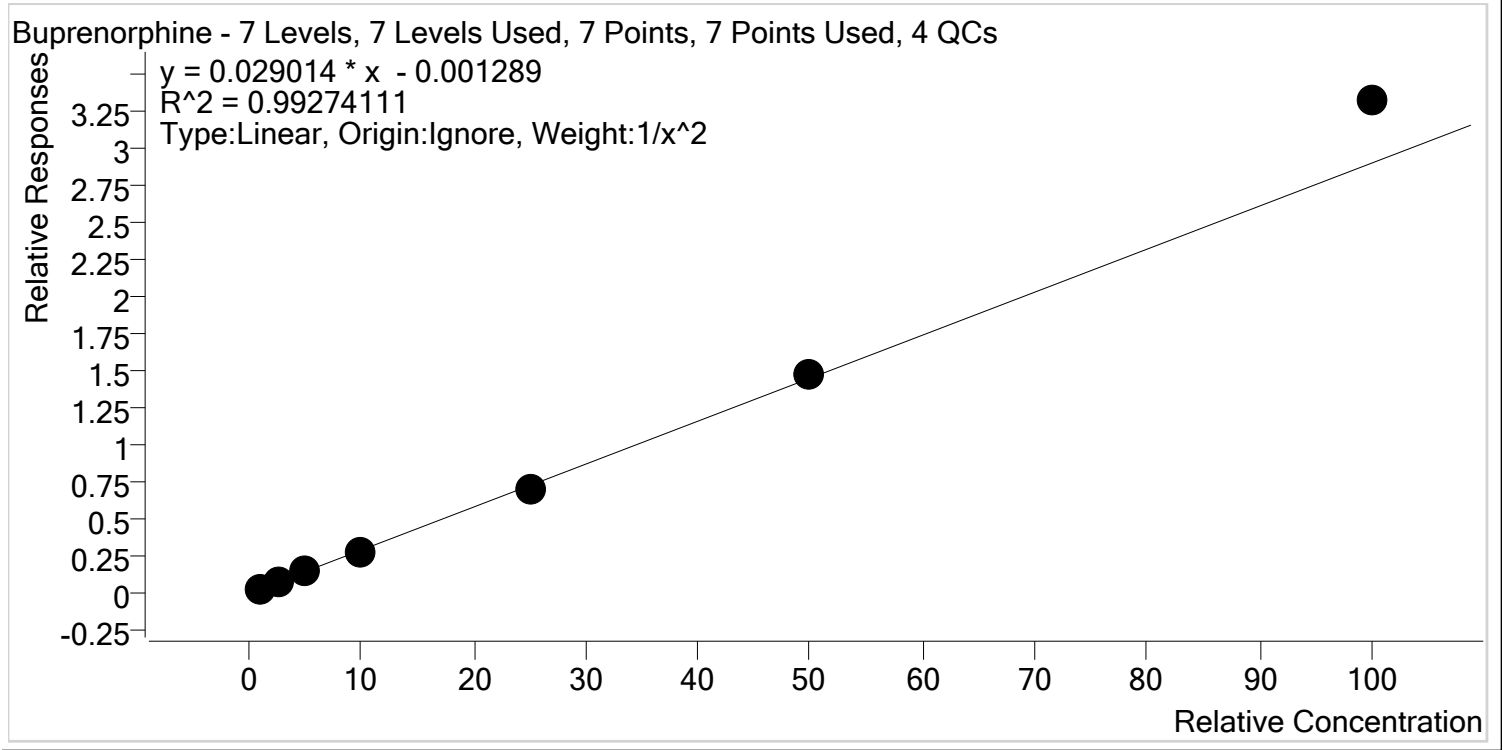


Sample	Level	Enabled	Expected Concentration	Final Concentration	Accuracy
p1 Cal 1-5ng	1	✓	5.0	5.0	100.0
p1 Cal 2- 10ng	2	✓	10.0	10.2	101.5
p1 Cal 3 -25ng	3	✓	25.0	24.5	98.0
p1 Cal 4-50ng	4	✓	50.0	48.5	97.0
p1 Cal 5-100ng	5	✓	100.0	98.3	98.3
p1 Cal 6-250ng	6	✓	250.0	249.0	99.6
p1 Cal 7-500ng	7	✓	500.0	500.3	100.1
p1 Cal 8-1000ng	8	✓	1000.0	1054.7	105.5



AM #28 Multi-Drug Quant. Calibration Curve Report

Batch results D:\MassHunter\Data\2020\AM 27-28\031920 AM 27 28 SP\QuantResults\AM 28.batch.bin
Last Cal. Update 3/20/2020 8:29 AM
Analyst Name ISP\datastor
Analyte Buprenorphine **Internal Standard** Buprenorphine-D4



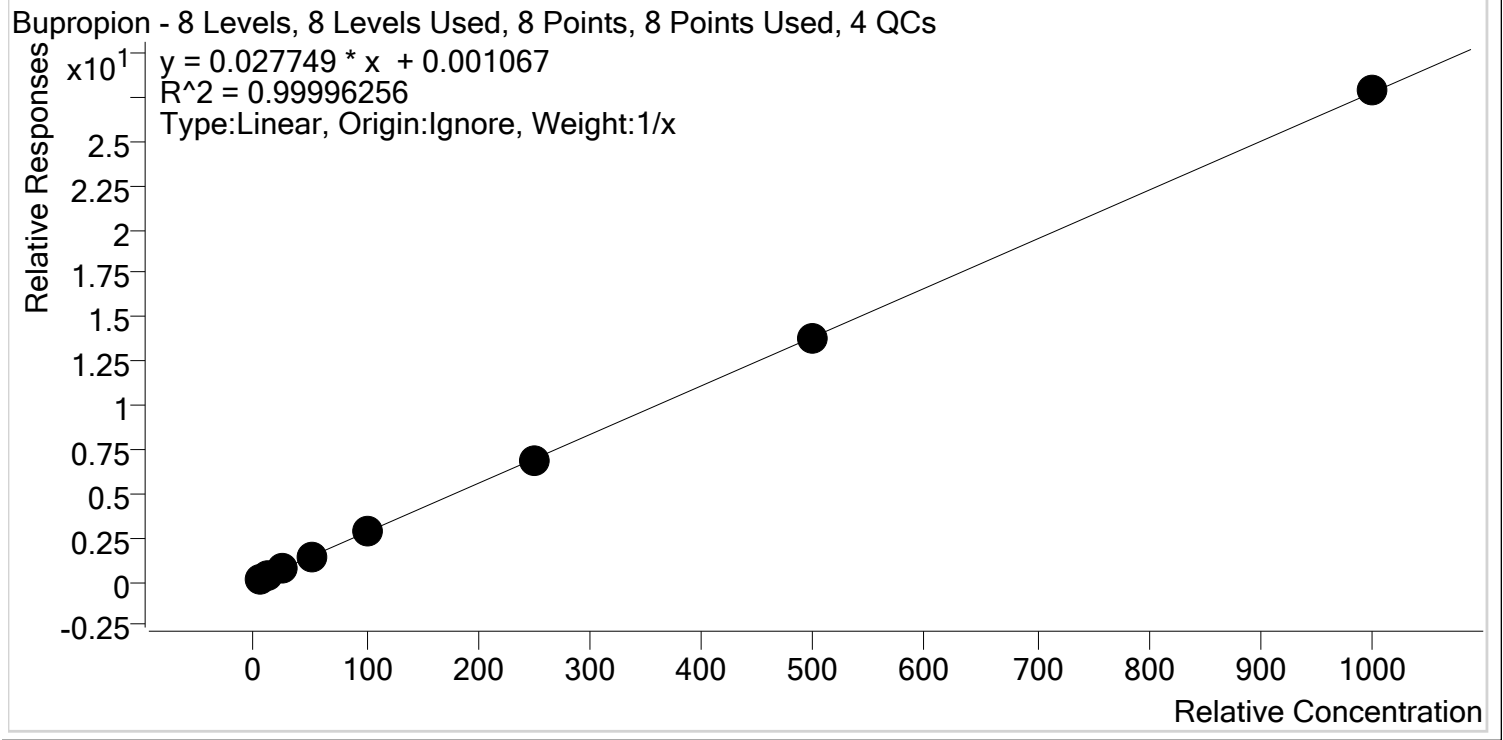
Sample	Level	Enabled	Expected Concentration	Final Concentration	Accuracy
p1 Cal 2- 10ng	2	✓	1.0	1.0	103.7
p1 Cal 3 -25ng	3	✓	2.5	2.3	93.7
p1 Cal 4-50ng	4	✓	5.0	4.8	96.4
p1 Cal 5-100ng	5	✓	10.0	9.6	95.7
p1 Cal 6-250ng	6	✓	25.0	23.7	94.9
p1 Cal 7-500ng	7	✓	50.0	50.6	101.1
p1 Cal 8-1000ng	8	✓	100.0	114.5	114.5

\$



AM #28 Multi-Drug Quant. Calibration Curve Report

Batch results D:\MassHunter\Data\2020\AM 27-28\031920 AM 27 28 SP\QuantResults\AM 28.batch.bin
Last Cal. Update 3/20/2020 8:29 AM
Analyst Name ISP\datastor
Analyte Bupropion **Internal Standard** Bupropion-D9



Sample	Level	Enabled	Expected Concentration	Final Concentration	Accuracy
p1 Cal 1-5ng	1	✓	5.0	5.1	101.6
p1 Cal 2- 10ng	2	✓	10.0	10.0	99.9
p1 Cal 3 -25ng	3	✓	25.0	24.7	98.6
p1 Cal 4-50ng	4	✓	50.0	50.7	101.4
p1 Cal 5-100ng	5	✓	100.0	98.9	98.9
p1 Cal 6-250ng	6	✓	250.0	249.7	99.9
p1 Cal 7-500ng	7	✓	500.0	496.9	99.4
p1 Cal 8-1000ng	8	✓	1000.0	1004.1	100.4

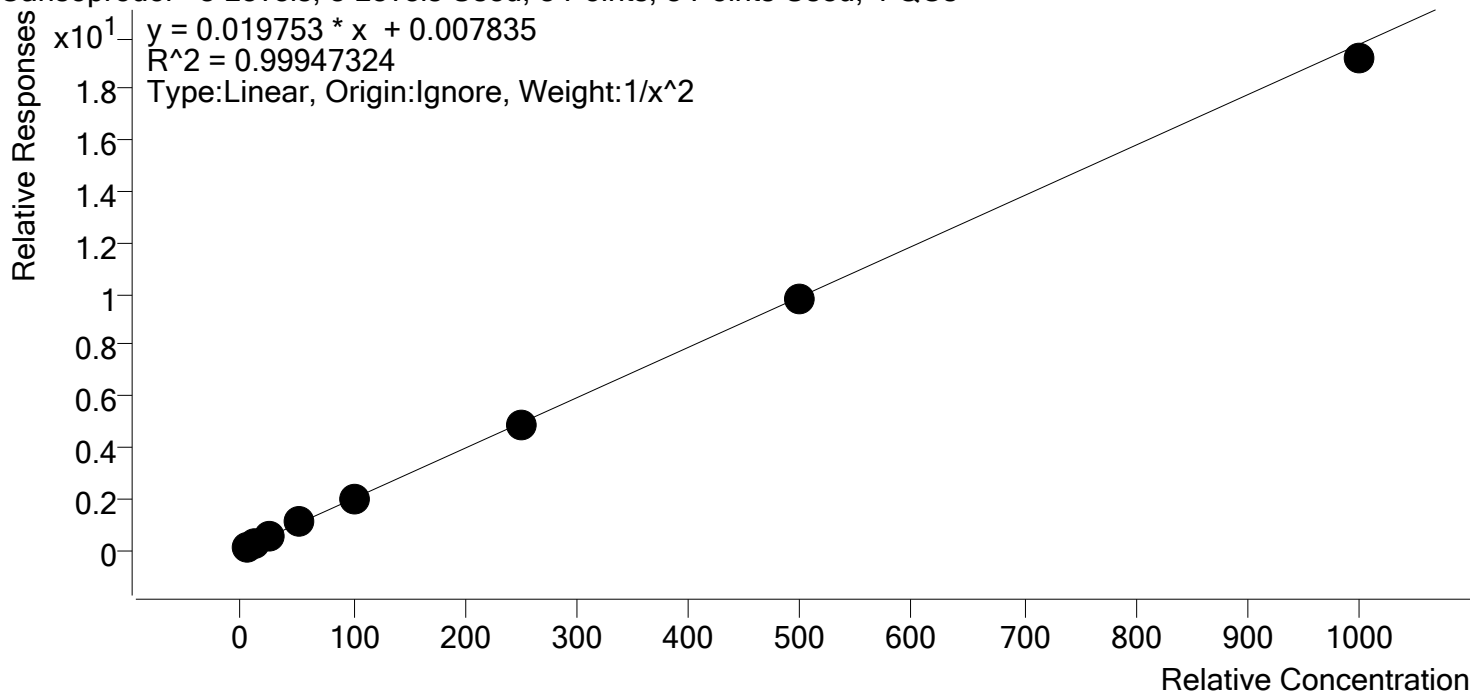
\$



AM #28 Multi-Drug Quant. Calibration Curve Report

Batch results D:\MassHunter\Data\2020\AM 27-28\031920 AM 27 28 SP\QuantResults\AM 28.batch.bin
Last Cal. Update 3/20/2020 8:29 AM
Analyst Name ISP\datastor
Analyte Carisoprodol **Internal Standard** Carisoprodol-D7

Carisoprodol - 8 Levels, 8 Levels Used, 8 Points, 8 Points Used, 4 QCs

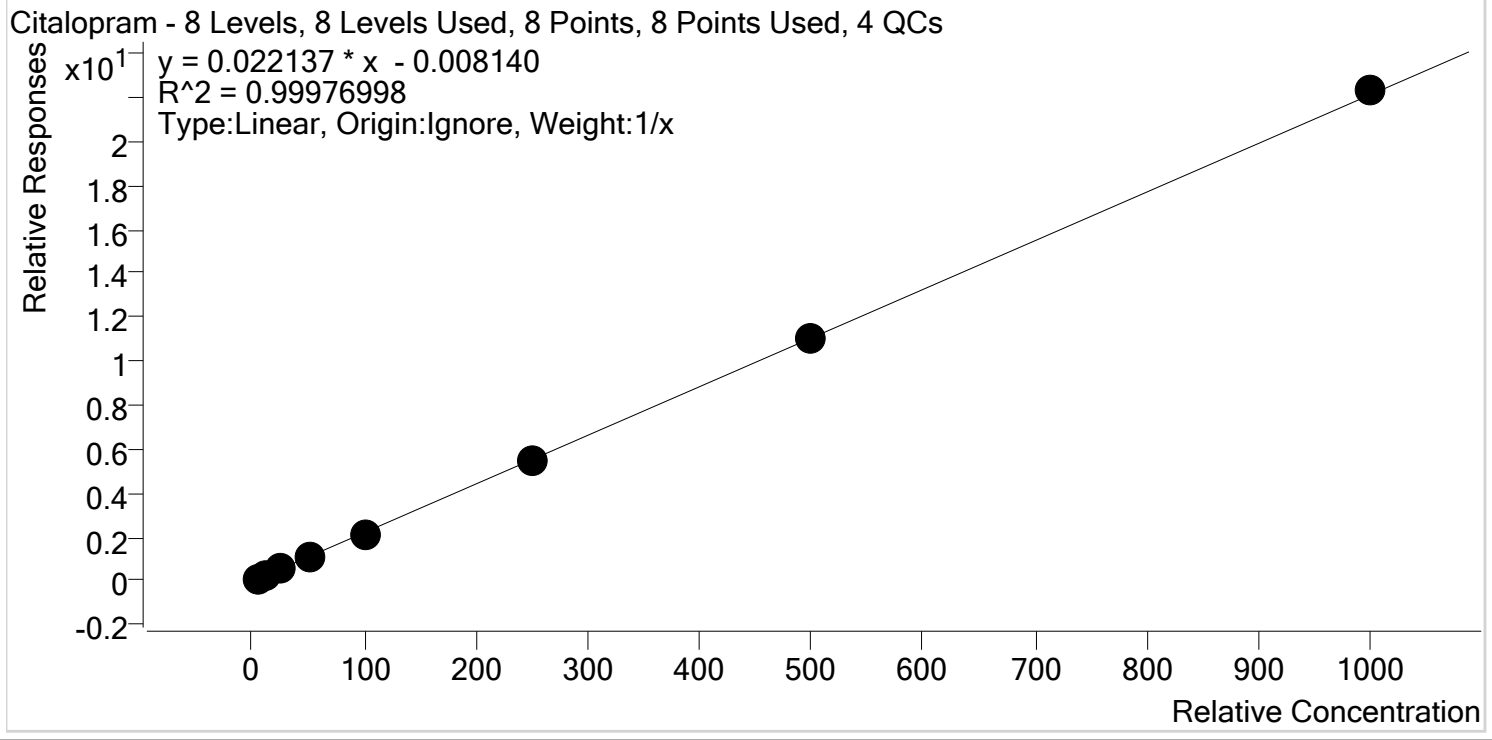


Sample	Level	Enabled	Expected Concentration	Final Concentration	Accuracy
p1 Cal 1-5ng	1	✓	5.0	5.0	99.1
p1 Cal 2- 10ng	2	✓	10.0	10.1	101.0
p1 Cal 3 -25ng	3	✓	25.0	25.1	100.3
p1 Cal 4-50ng	4	✓	50.0	52.0	103.9
p1 Cal 5-100ng	5	✓	100.0	100.5	100.5
p1 Cal 6-250ng	6	✓	250.0	248.8	99.5
p1 Cal 7-500ng	7	✓	500.0	492.8	98.6
p1 Cal 8-1000ng	8	✓	1000.0	971.8	97.2



AM #28 Multi-Drug Quant. Calibration Curve Report

Batch results D:\MassHunter\Data\2020\AM 27-28\031920 AM 27 28 SP\QuantResults\AM 28.batch.bin
Last Cal. Update 3/20/2020 8:29 AM
Analyst Name ISP\datastor
Analyte Citalopram **Internal Standard** Citalopram-D6



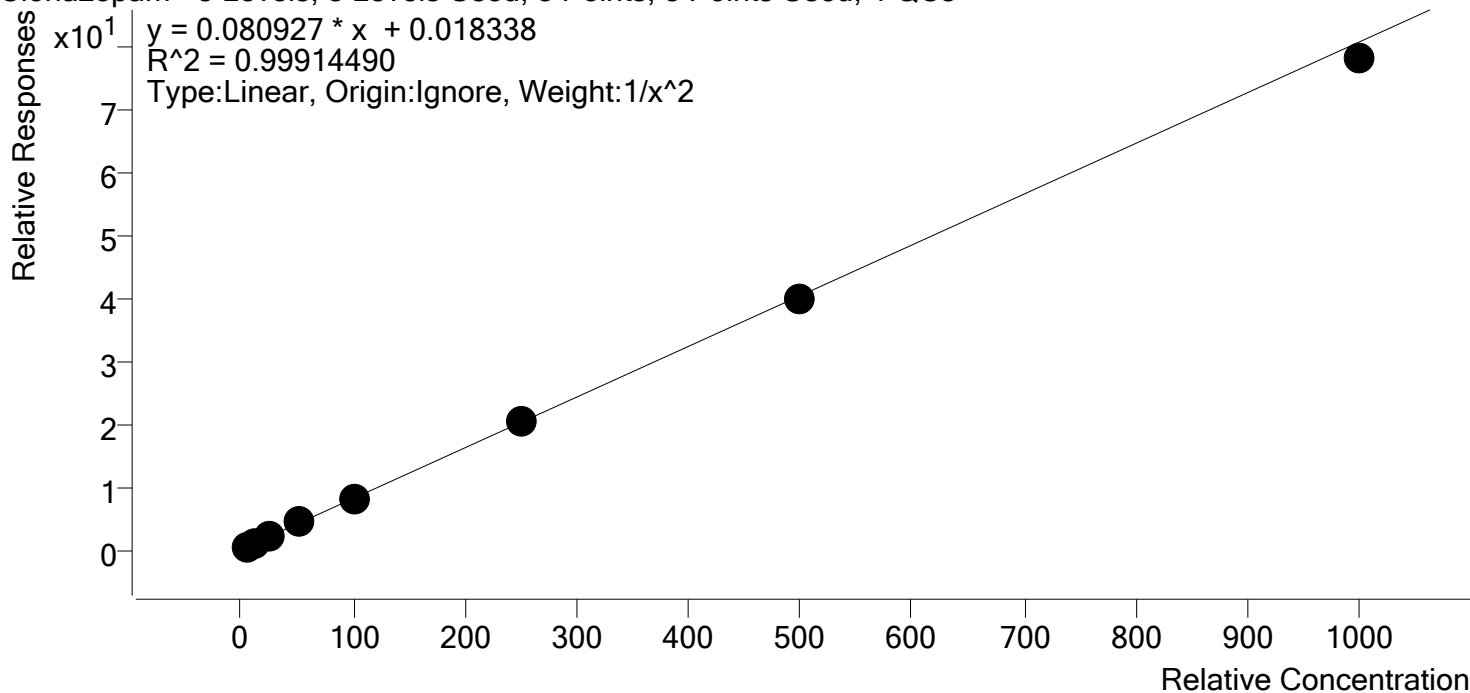
Sample	Level	Enabled	Expected Concentration	Final Concentration	Accuracy
p1 Cal 1-5ng	1	✓	5.0	5.2	104.8
p1 Cal 2- 10ng	2	✓	10.0	10.1	101.5
p1 Cal 3 -25ng	3	✓	25.0	25.1	100.4
p1 Cal 4-50ng	4	✓	50.0	49.5	98.9
p1 Cal 5-100ng	5	✓	100.0	94.9	94.9
p1 Cal 6-250ng	6	✓	250.0	246.5	98.6
p1 Cal 7-500ng	7	✓	500.0	500.0	100.0
p1 Cal 8-1000ng	8	✓	1000.0	1008.7	100.9



AM #28 Multi-Drug Quant. Calibration Curve Report

Batch results D:\MassHunter\Data\2020\AM 27-28\031920 AM 27 28 SP\QuantResults\AM 28.batch.bin
Last Cal. Update 3/20/2020 8:29 AM
Analyst Name ISP\datastor
Analyte Clonazepam **Internal Standard** Clonazepam-D4

Clonazepam - 8 Levels, 8 Levels Used, 8 Points, 8 Points Used, 4 QCs

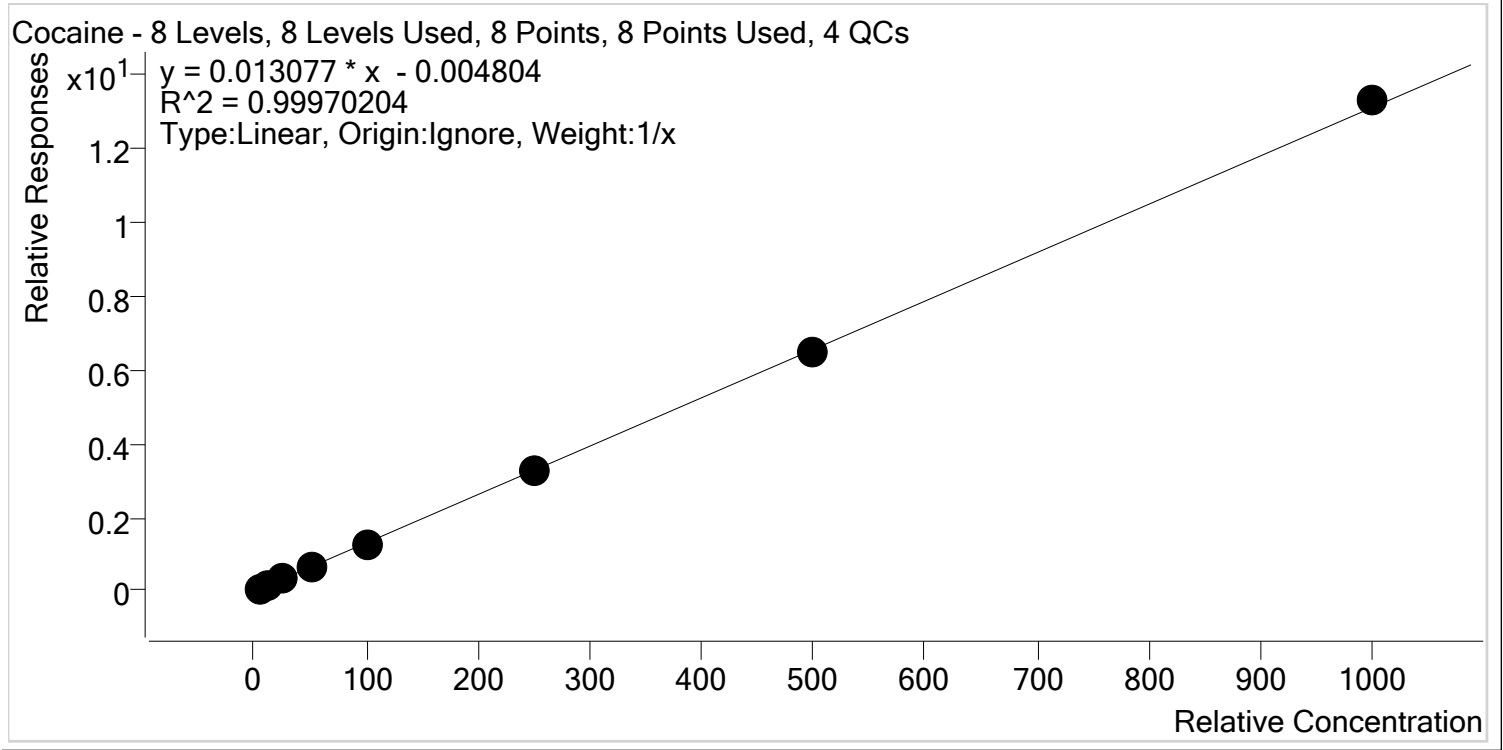


Sample	Level	Enabled	Expected Concentration	Final Concentration	Accuracy
p1 Cal 1-5ng	1	✓	5.0	5.0	99.5
p1 Cal 2- 10ng	2	✓	10.0	10.0	100.3
p1 Cal 3 -25ng	3	✓	25.0	24.9	99.6
p1 Cal 4-50ng	4	✓	50.0	52.8	105.6
p1 Cal 5-100ng	5	✓	100.0	98.7	98.7
p1 Cal 6-250ng	6	✓	250.0	251.4	100.6
p1 Cal 7-500ng	7	✓	500.0	495.5	99.1
p1 Cal 8-1000ng	8	✓	1000.0	967.3	96.7



AM #28 Multi-Drug Quant. Calibration Curve Report

Batch results D:\MassHunter\Data\2020\AM 27-28\031920 AM 27 28 SP\QuantResults\AM 28.batch.bin
Last Cal. Update 3/20/2020 8:29 AM
Analyst Name ISP\datastor
Analyte Cocaine **Internal Standard** Cocaine-d3

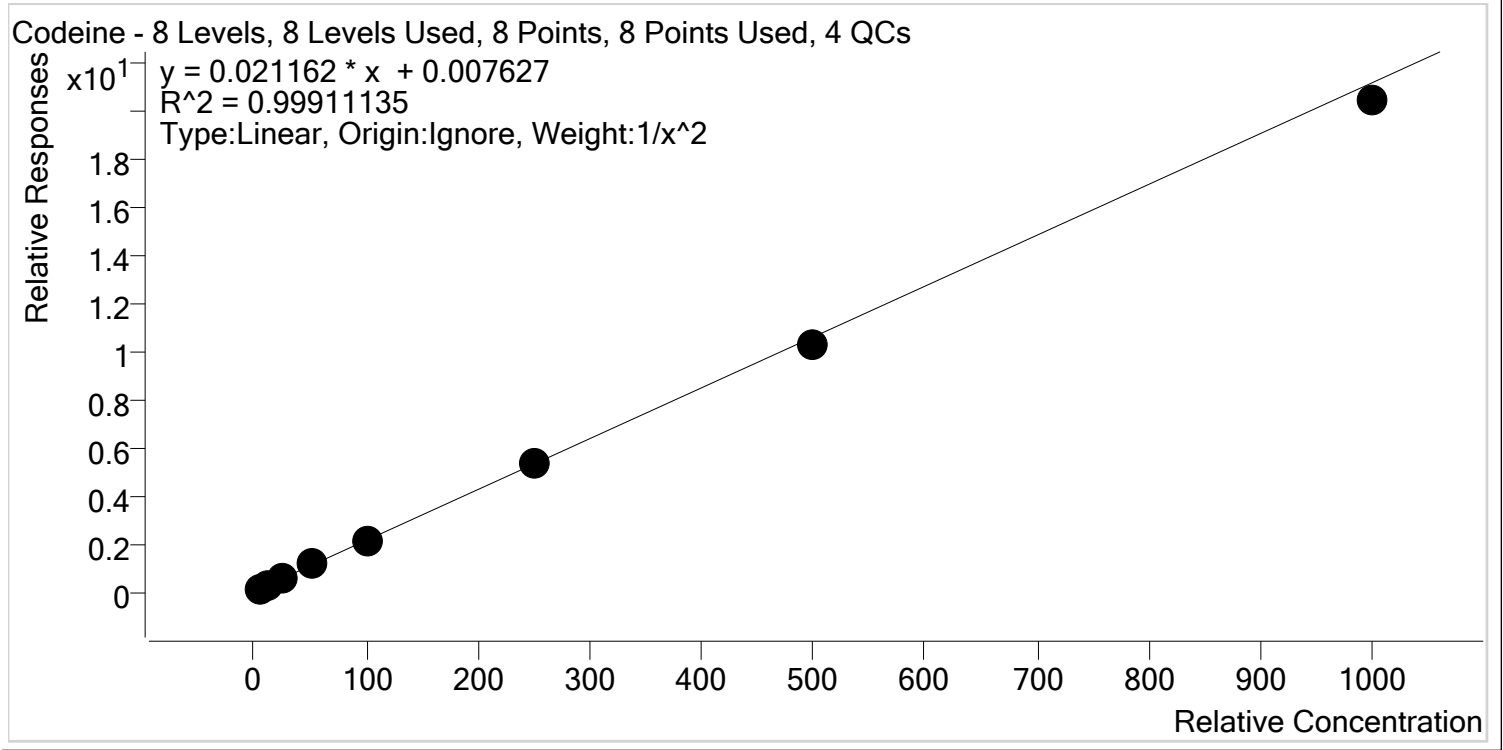


Sample	Level	Enabled	Expected Concentration	Final Concentration	Accuracy
p1 Cal 1-5ng	1	✓	5.0	5.3	106.9
p1 Cal 2- 10ng	2	✓	10.0	10.1	100.6
p1 Cal 3 -25ng	3	✓	25.0	24.7	98.6
p1 Cal 4-50ng	4	✓	50.0	49.4	98.8
p1 Cal 5-100ng	5	✓	100.0	96.2	96.2
p1 Cal 6-250ng	6	✓	250.0	247.1	98.8
p1 Cal 7-500ng	7	✓	500.0	492.8	98.6
p1 Cal 8-1000ng	8	✓	1000.0	1014.4	101.4



AM #28 Multi-Drug Quant. Calibration Curve Report

Batch results D:\MassHunter\Data\2020\AM 27-28\031920 AM 27 28 SP\QuantResults\AM 28.batch.bin
Last Cal. Update 3/20/2020 8:29 AM
Analyst Name ISP\datastor
Analyte Codeine **Internal Standard** Codeine-D6



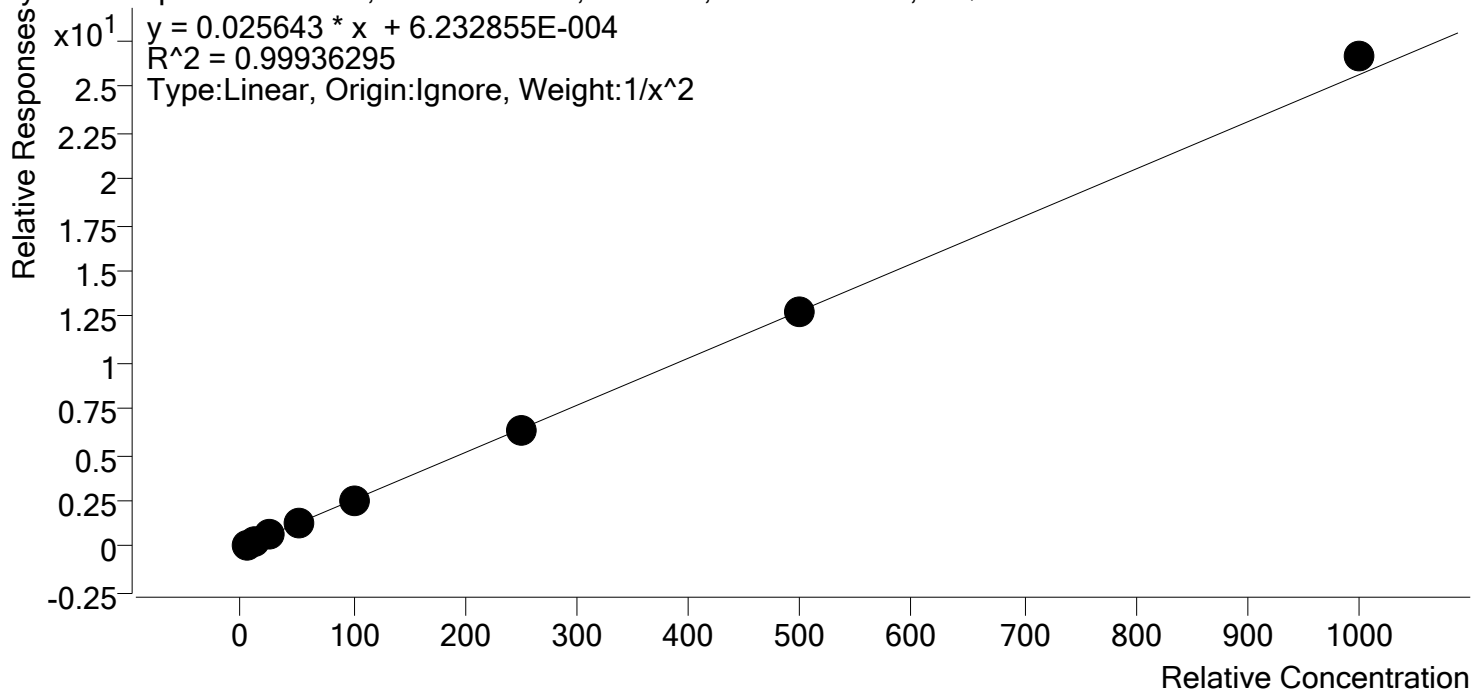
Sample	Level	Enabled	Expected Concentration	Final Concentration	Accuracy
p1 Cal 1-5ng	1	✓	5.0	4.9	98.8
p1 Cal 2- 10ng	2	✓	10.0	10.1	100.9
p1 Cal 3 -25ng	3	✓	25.0	25.4	101.4
p1 Cal 4-50ng	4	✓	50.0	52.1	104.1
p1 Cal 5-100ng	5	✓	100.0	101.7	101.7
p1 Cal 6-250ng	6	✓	250.0	249.4	99.8
p1 Cal 7-500ng	7	✓	500.0	483.9	96.8
p1 Cal 8-1000ng	8	✓	1000.0	964.9	96.5



AM #28 Multi-Drug Quant. Calibration Curve Report

Batch results D:\MassHunter\Data\2020\AM 27-28\031920 AM 27 28 SP\QuantResults\AM 28.batch.bin
Last Cal. Update 3/20/2020 8:29 AM
Analyst Name ISP\datastor
Analyte Cyclobenzaprine **Internal Standard** Cyclobenzaprine-D3

Cyclobenzaprine - 8 Levels, 8 Levels Used, 8 Points, 8 Points Used, 4 QCs

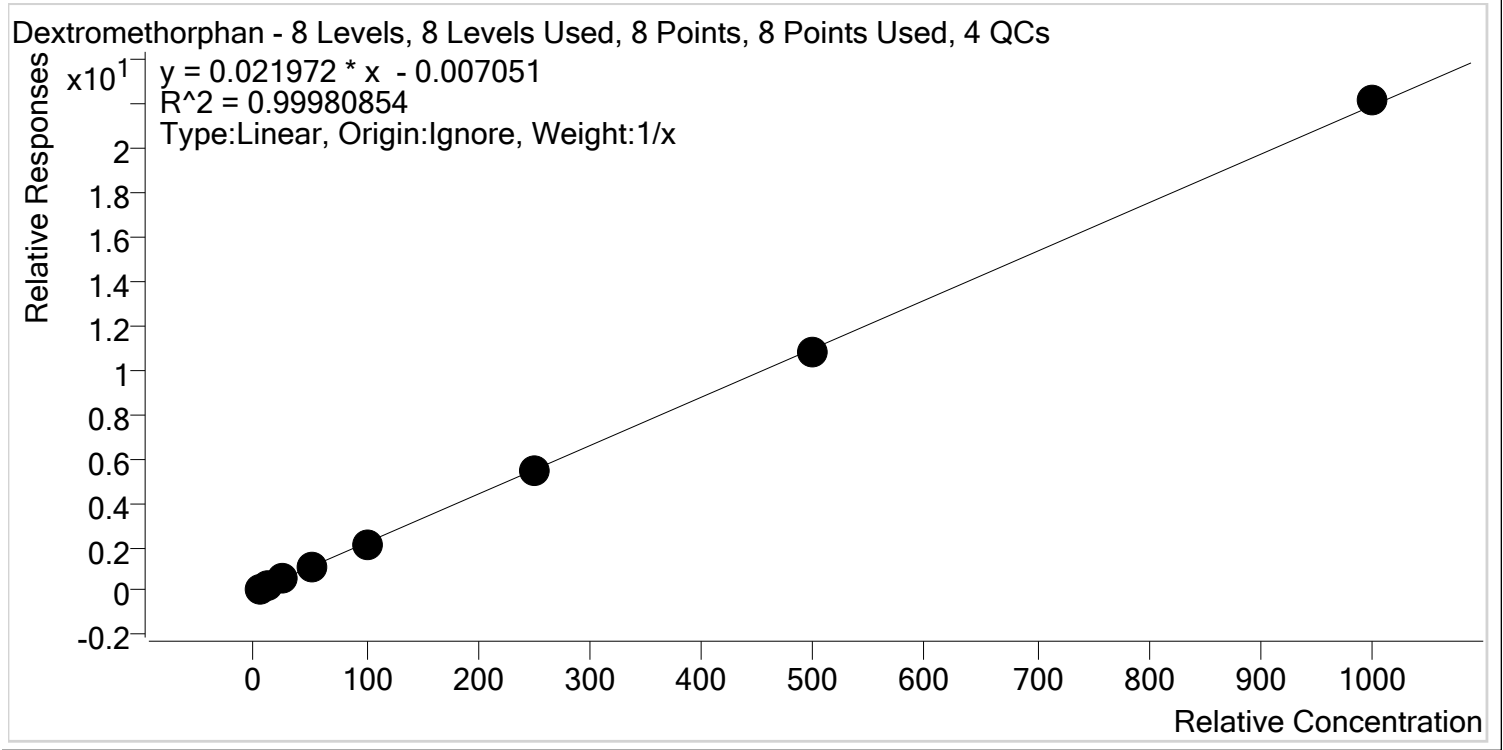


Sample	Level	Enabled	Expected Concentration	Final Concentration	Accuracy
p1 Cal 1-5ng	1	✓	5.0	5.0	100.7
p1 Cal 2- 10ng	2	✓	10.0	10.0	100.3
p1 Cal 3 -25ng	3	✓	25.0	23.9	95.8
p1 Cal 4-50ng	4	✓	50.0	50.1	100.2
p1 Cal 5-100ng	5	✓	100.0	99.5	99.5
p1 Cal 6-250ng	6	✓	250.0	249.0	99.6
p1 Cal 7-500ng	7	✓	500.0	500.7	100.1
p1 Cal 8-1000ng	8	✓	1000.0	1038.2	103.8



AM #28 Multi-Drug Quant. Calibration Curve Report

Batch results D:\MassHunter\Data\2020\AM 27-28\031920 AM 27 28 SP\QuantResults\AM 28.batch.bin
Last Cal. Update 3/20/2020 8:29 AM
Analyst Name ISP\datastor
Analyte Dextromethorphan **Internal Standard** Dextromethorphan-D3



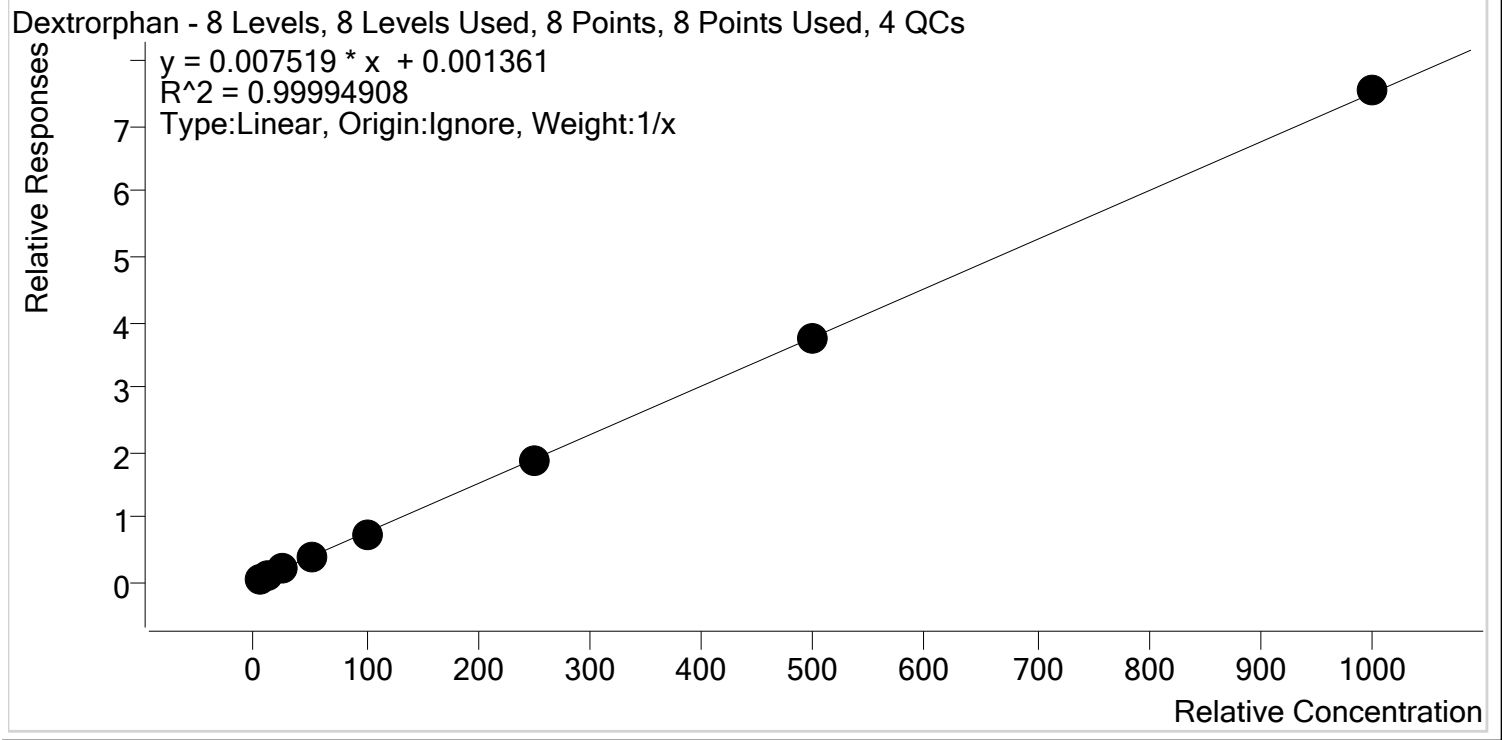
Sample	Level	Enabled	Expected Concentration	Final Concentration	Accuracy
p1 Cal 1-5ng	1	✓	5.0	5.4	107.3
p1 Cal 2- 10ng	2	✓	10.0	10.1	100.8
p1 Cal 3 -25ng	3	✓	25.0	24.4	97.6
p1 Cal 4-50ng	4	✓	50.0	48.9	97.8
p1 Cal 5-100ng	5	✓	100.0	96.9	96.9
p1 Cal 6-250ng	6	✓	250.0	248.9	99.6
p1 Cal 7-500ng	7	✓	500.0	494.6	98.9
p1 Cal 8-1000ng	8	✓	1000.0	1010.8	101.1

\$



AM #28 Multi-Drug Quant. Calibration Curve Report

Batch results D:\MassHunter\Data\2020\AM 27-28\031920 AM 27 28 SP\QuantResults\AM 28.batch.bin
Last Cal. Update 3/20/2020 8:29 AM
Analyst Name ISP\datastor
Analyte Dextrophan Internal Standard Dextrophan-D3



Sample	Level	Enabled	Expected Concentration	Final Concentration	Accuracy
p1 Cal 1-5ng	1	✓	5.0	5.1	102.8
p1 Cal 2- 10ng	2	✓	10.0	9.9	99.3
p1 Cal 3 -25ng	3	✓	25.0	25.0	100.0
p1 Cal 4-50ng	4	✓	50.0	50.1	100.3
p1 Cal 5-100ng	5	✓	100.0	98.1	98.1
p1 Cal 6-250ng	6	✓	250.0	248.3	99.3
p1 Cal 7-500ng	7	✓	500.0	498.0	99.6
p1 Cal 8-1000ng	8	✓	1000.0	1005.4	100.5

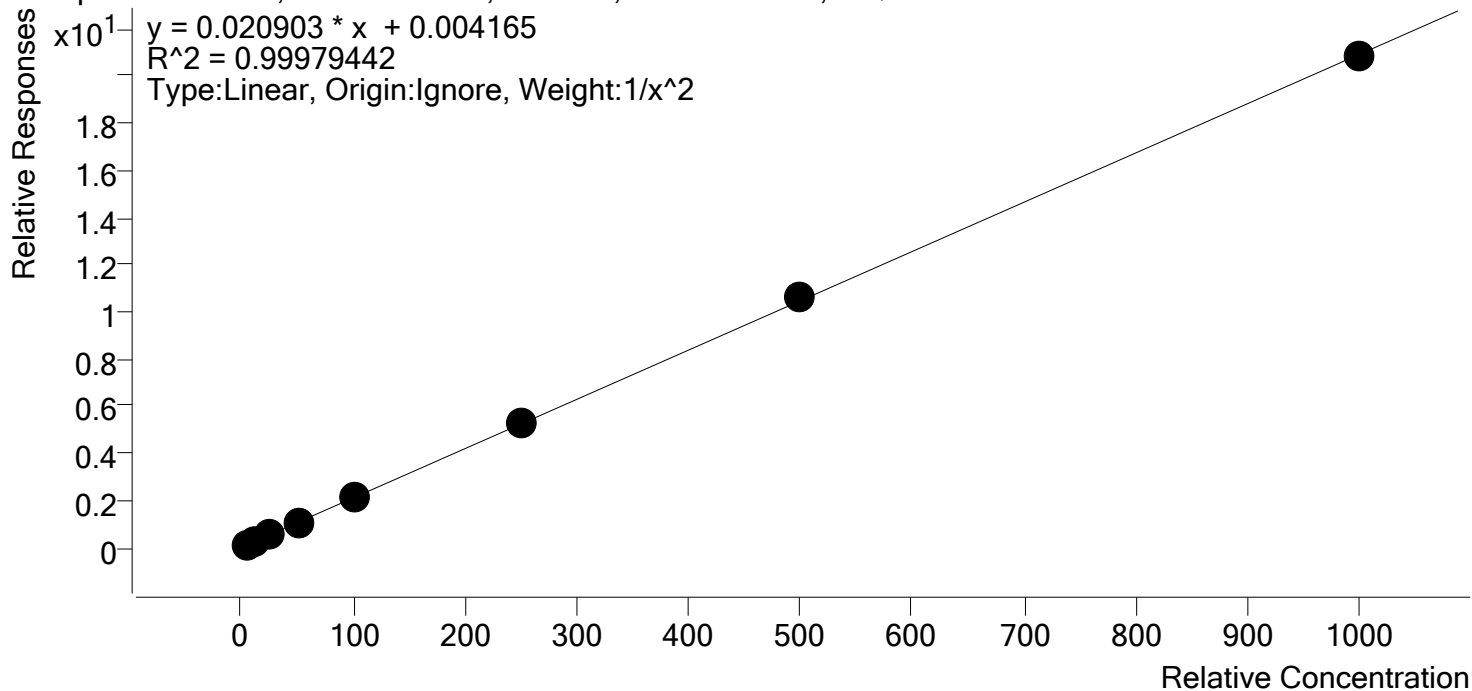
\$



AM #28 Multi-Drug Quant. Calibration Curve Report

Batch results D:\MassHunter\Data\2020\AM 27-28\031920 AM 27 28 SP\QuantResults\AM 28.batch.bin
Last Cal. Update 3/20/2020 8:29 AM
Analyst Name ISP\datastor
Analyte Diazepam **Internal Standard** Diazepam-D5

Diazepam - 8 Levels, 8 Levels Used, 8 Points, 8 Points Used, 4 QCs



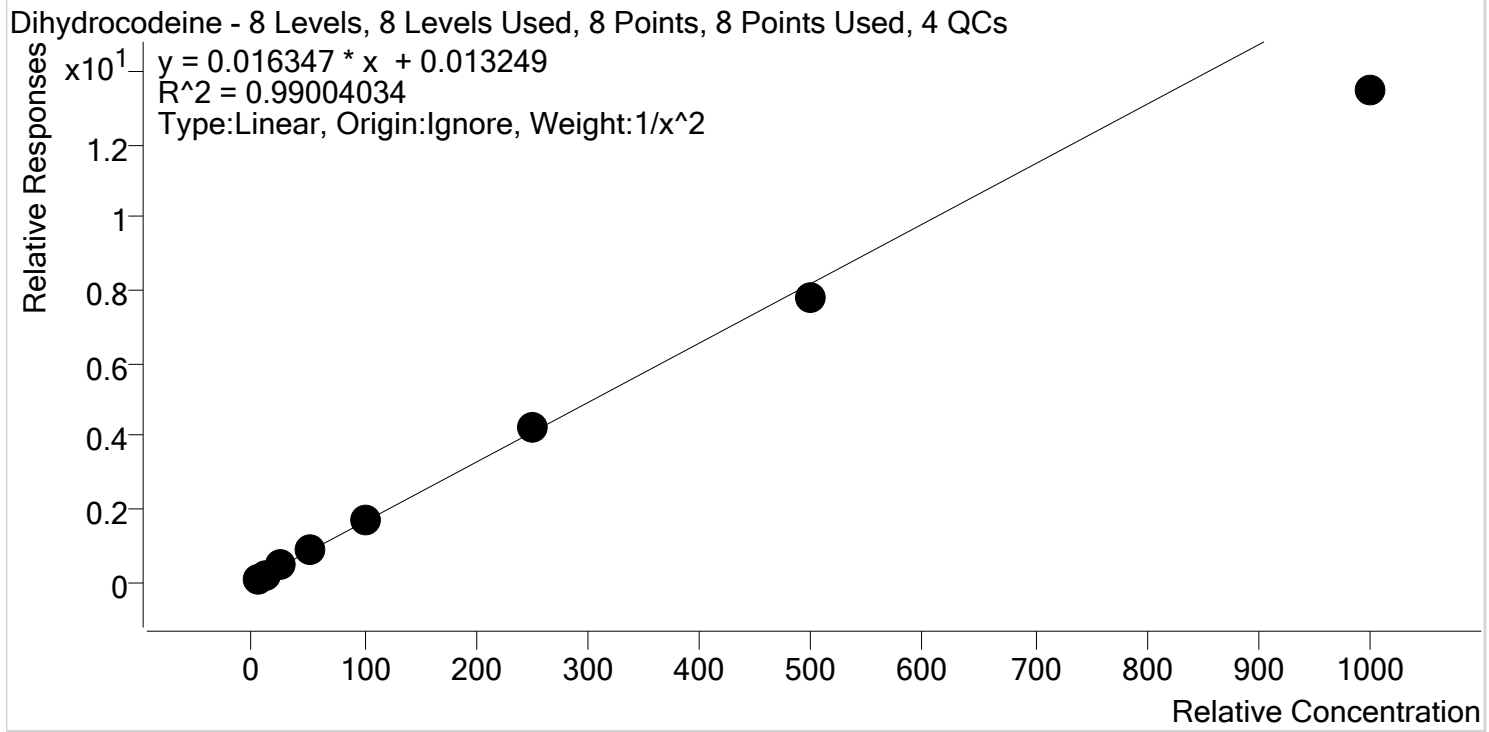
Sample	Level	Enabled	Expected Concentration	Final Concentration	Accuracy
p1 Cal 1-5ng	1	✓	5.0	5.0	100.9
p1 Cal 2- 10ng	2	✓	10.0	9.9	98.9
p1 Cal 3 -25ng	3	✓	25.0	24.5	98.0
p1 Cal 4-50ng	4	✓	50.0	50.2	100.4
p1 Cal 5-100ng	5	✓	100.0	99.5	99.5
p1 Cal 6-250ng	6	✓	250.0	252.6	101.0
p1 Cal 7-500ng	7	✓	500.0	508.8	101.8
p1 Cal 8-1000ng	8	✓	1000.0	995.7	99.6

\$



AM #28 Multi-Drug Quant. Calibration Curve Report

Batch results D:\MassHunter\Data\2020\AM 27-28\031920 AM 27 28 SP\QuantResults\AM 28.batch.bin
Last Cal. Update 3/20/2020 8:29 AM
Analyst Name ISP\datastor
Analyte Dihydrocodeine **Internal Standard** Dihydrocodeine-D6



Sample	Level	Enabled	Expected Concentration	Final Concentration	Accuracy
p1 Cal 1-5ng	1	✓	5.0	4.8	96.3
p1 Cal 2- 10ng	2	✓	10.0	10.2	102.4
p1 Cal 3 -25ng	3	✓	25.0	26.7	106.6
p1 Cal 4-50ng	4	✓	50.0	54.9	109.8
p1 Cal 5-100ng	5	✓	100.0	105.2	105.2
p1 Cal 6-250ng	6	✓	250.0	256.2	102.5
p1 Cal 7-500ng	7	✓	500.0	474.4	94.9
p1 Cal 8-1000ng	8	✓	1000.0	823.2	82.3

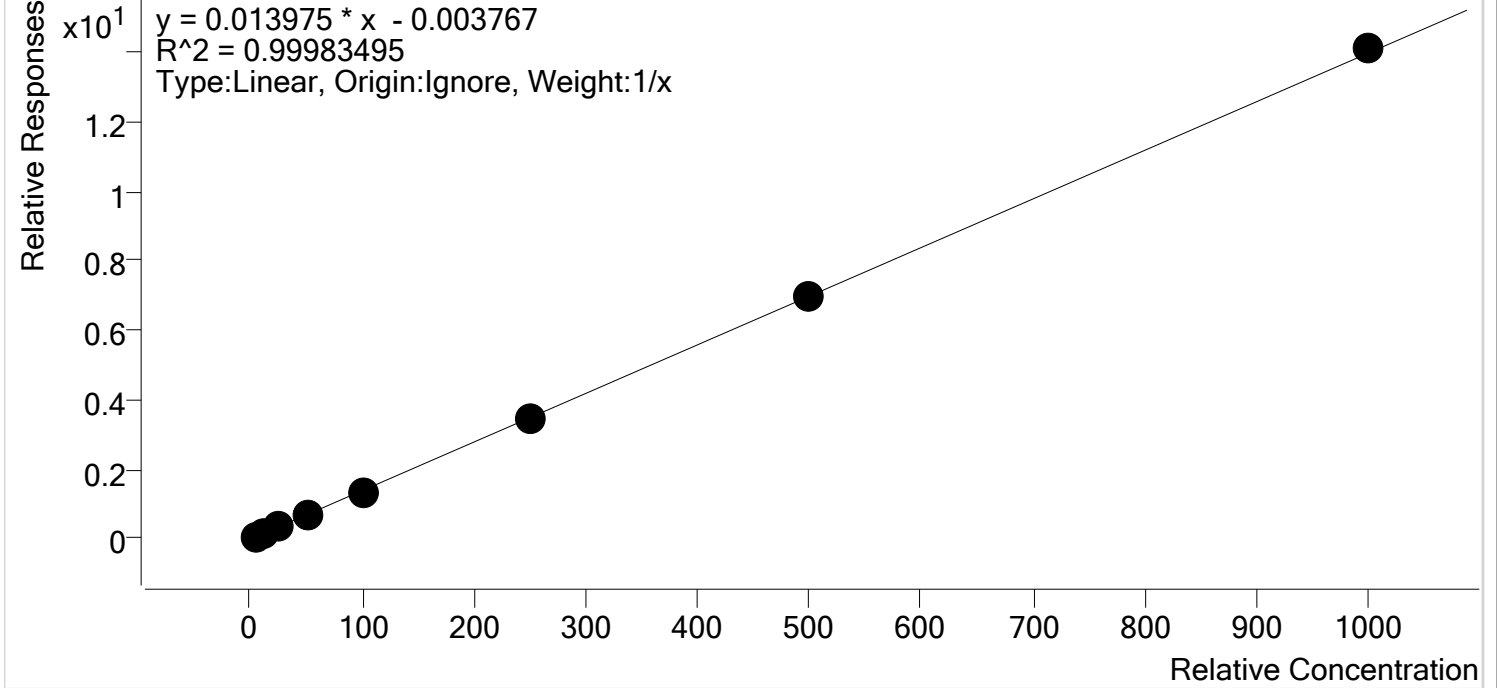
\$



AM #28 Multi-Drug Quant. Calibration Curve Report

Batch results D:\MassHunter\Data\2020\AM 27-28\031920 AM 27 28 SP\QuantResults\AM 28.batch.bin
Last Cal. Update 3/20/2020 8:29 AM
Analyst Name ISP\datastor
Analyte Diphenhydramine **Internal Standard** Diphenhydramine-D3

Diphenhydramine - 8 Levels, 8 Levels Used, 8 Points, 8 Points Used, 4 QCs

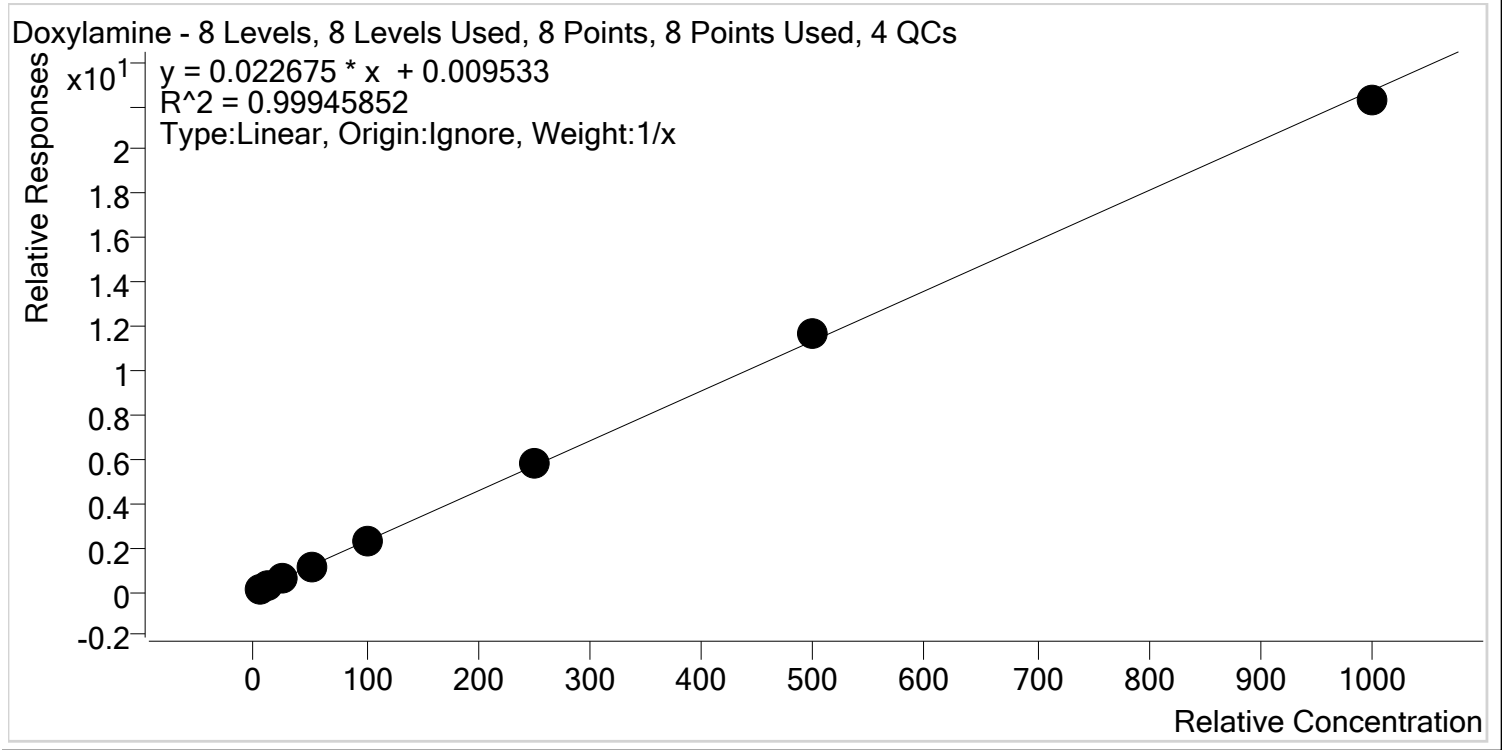


Sample	Level	Enabled	Expected Concentration	Final Concentration	Accuracy
p1 Cal 1-5ng	1	✓	5.0	5.2	104.5
p1 Cal 2- 10ng	2	✓	10.0	10.0	100.0
p1 Cal 3 -25ng	3	✓	25.0	24.8	99.3
p1 Cal 4-50ng	4	✓	50.0	50.3	100.6
p1 Cal 5-100ng	5	✓	100.0	96.2	96.2
p1 Cal 6-250ng	6	✓	250.0	248.0	99.2
p1 Cal 7-500ng	7	✓	500.0	496.1	99.2
p1 Cal 8-1000ng	8	✓	1000.0	1009.4	100.9



AM #28 Multi-Drug Quant. Calibration Curve Report

Batch results D:\MassHunter\Data\2020\AM 27-28\031920 AM 27 28 SP\QuantResults\AM 28.batch.bin
Last Cal. Update 3/20/2020 8:29 AM
Analyst Name ISP\datastor
Analyte Doxylamine **Internal Standard** Doxylamine-D5



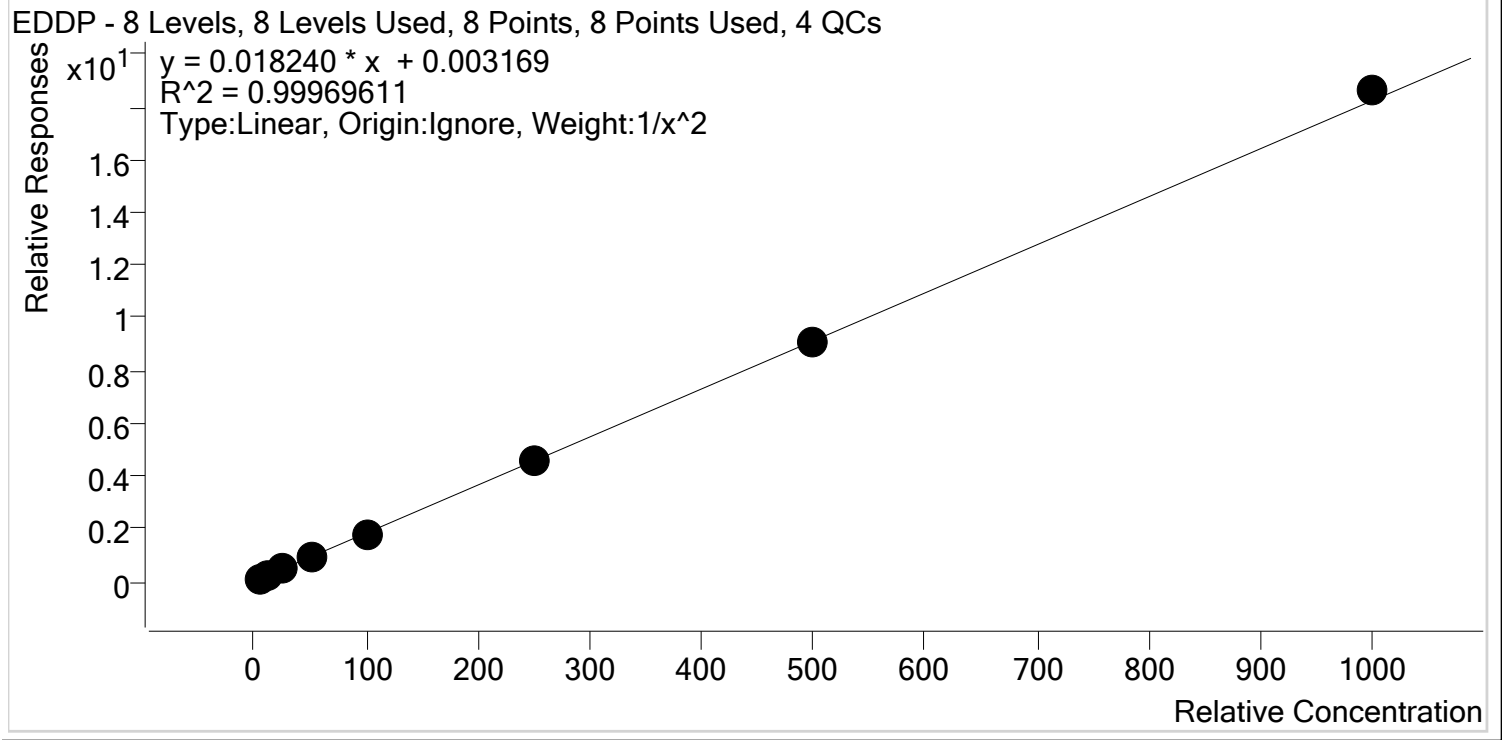
Sample	Level	Enabled	Expected Concentration	Final Concentration	Accuracy
p1 Cal 1-5ng	1	✓	5.0	4.8	96.7
p1 Cal 2- 10ng	2	✓	10.0	9.8	98.3
p1 Cal 3 -25ng	3	✓	25.0	25.0	100.0
p1 Cal 4-50ng	4	✓	50.0	51.1	102.2
p1 Cal 5-100ng	5	✓	100.0	99.8	99.8
p1 Cal 6-250ng	6	✓	250.0	255.7	102.3
p1 Cal 7-500ng	7	✓	500.0	513.9	102.8
p1 Cal 8-1000ng	8	✓	1000.0	979.8	98.0

\$



AM #28 Multi-Drug Quant. Calibration Curve Report

Batch results D:\MassHunter\Data\2020\AM 27-28\031920 AM 27 28 SP\QuantResults\AM 28.batch.bin
Last Cal. Update 3/20/2020 8:29 AM
Analyst Name ISP\datastor
Analyte EDDP **Internal Standard** EDDP-D3



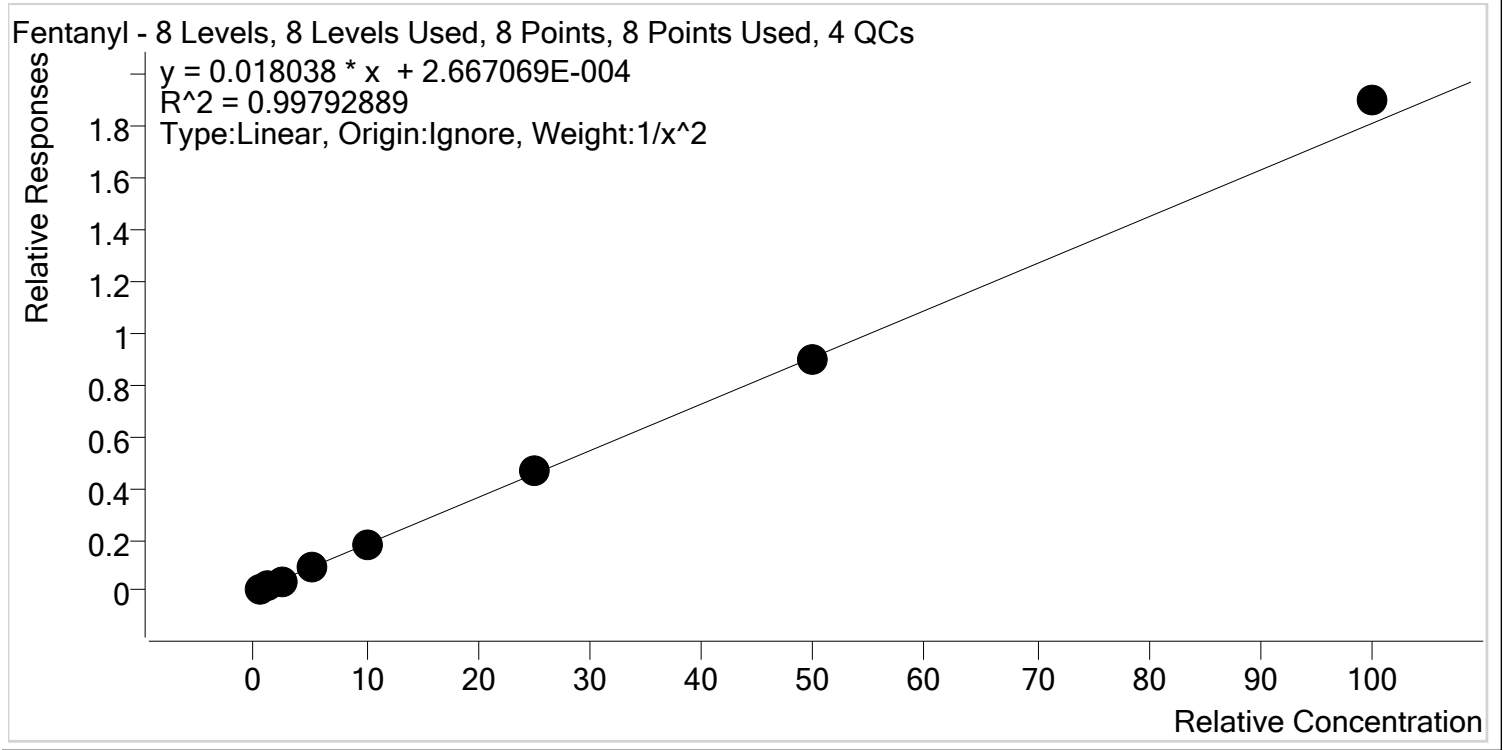
Sample	Level	Enabled	Expected Concentration	Final Concentration	Accuracy
p1 Cal 1-5ng	1	✓	5.0	5.0	100.0
p1 Cal 2- 10ng	2	✓	10.0	10.0	99.9
p1 Cal 3 -25ng	3	✓	25.0	25.2	100.9
p1 Cal 4-50ng	4	✓	50.0	50.0	100.1
p1 Cal 5-100ng	5	✓	100.0	96.8	96.8
p1 Cal 6-250ng	6	✓	250.0	250.9	100.4
p1 Cal 7-500ng	7	✓	500.0	499.3	99.9
p1 Cal 8-1000ng	8	✓	1000.0	1021.1	102.1

\$



AM #28 Multi-Drug Quant. Calibration Curve Report

Batch results D:\MassHunter\Data\2020\AM 27-28\031920 AM 27 28 SP\QuantResults\AM 28.batch.bin
Last Cal. Update 3/20/2020 8:29 AM
Analyst Name ISP\datastor
Analyte Fentanyl **Internal Standard** Fentanyl-D5

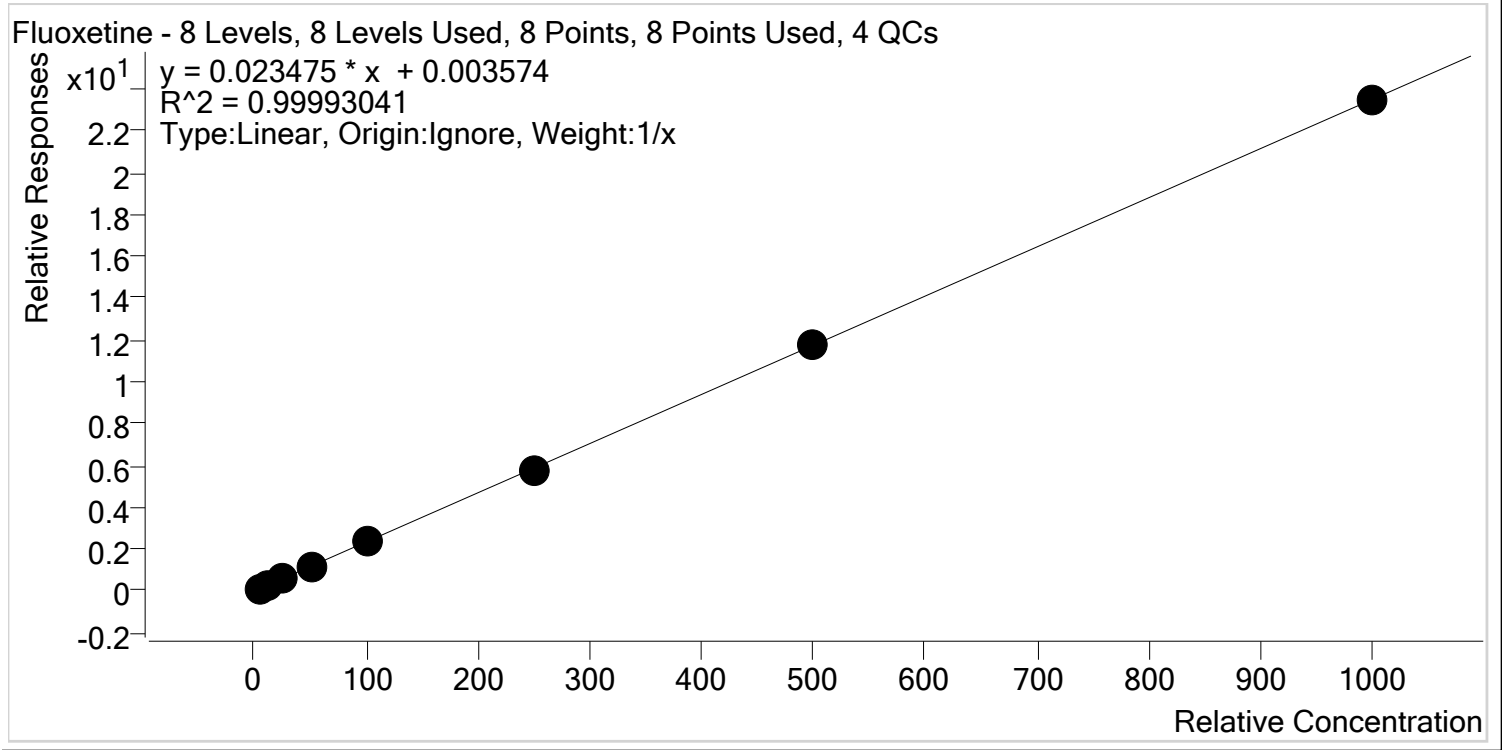


Sample	Level	Enabled	Expected Concentration	Final Concentration	Accuracy
p1 Cal 1-5ng	1	✓	0.5	0.5	101.4
p1 Cal 2- 10ng	2	✓	1.0	1.0	100.1
p1 Cal 3 -25ng	3	✓	2.5	2.3	91.6
p1 Cal 4-50ng	4	✓	5.0	5.1	102.2
p1 Cal 5-100ng	5	✓	10.0	9.8	98.0
p1 Cal 6-250ng	6	✓	25.0	25.5	102.0
p1 Cal 7-500ng	7	✓	50.0	49.9	99.7
p1 Cal 8-1000ng	8	✓	100.0	104.9	104.9



AM #28 Multi-Drug Quant. Calibration Curve Report

Batch results D:\MassHunter\Data\2020\AM 27-28\031920 AM 27 28 SP\QuantResults\AM 28.batch.bin
Last Cal. Update 3/20/2020 8:29 AM
Analyst Name ISP\datastor
Analyte Fluoxetine **Internal Standard** Fluoxetine-D6

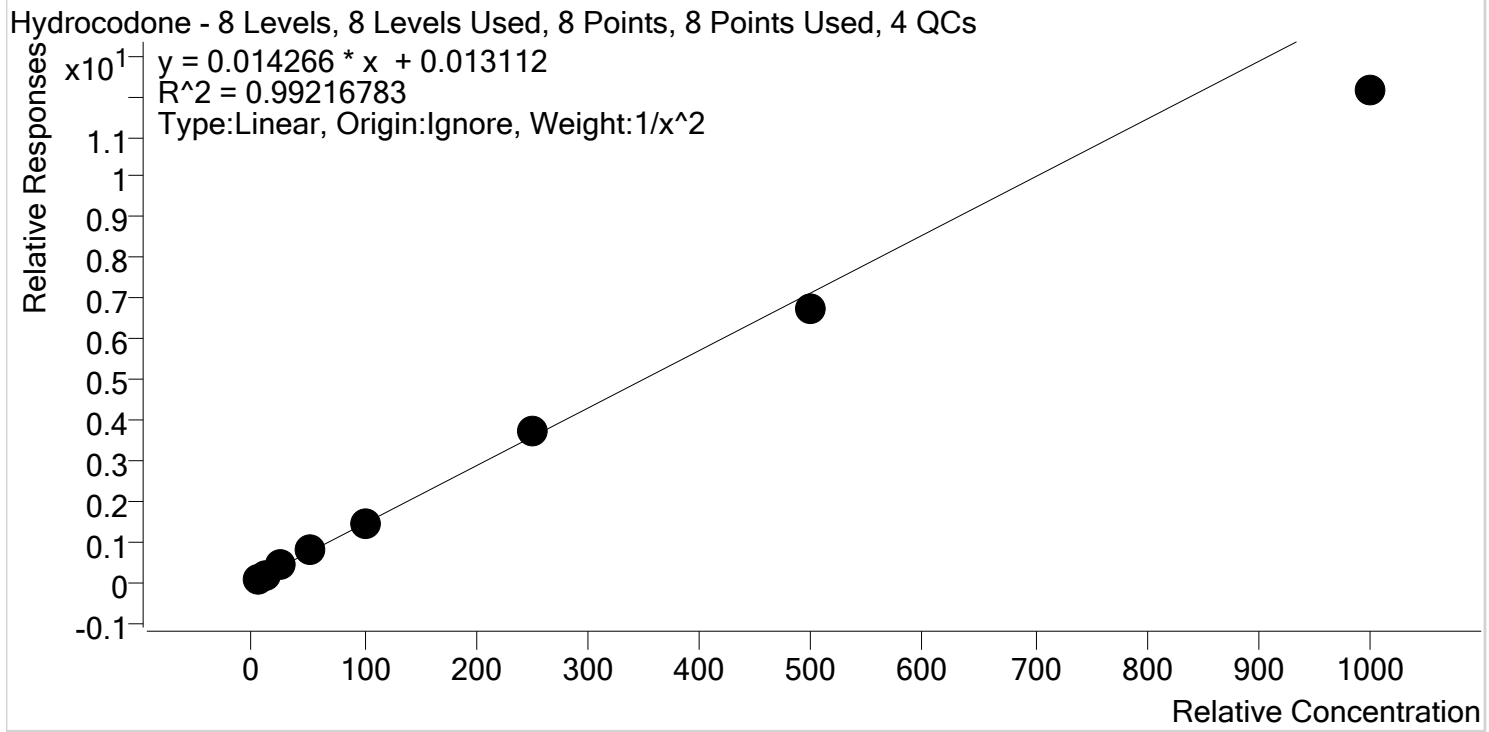


Sample	Level	Enabled	Expected Concentration	Final Concentration	Accuracy
p1 Cal 1-5ng	1	✓	5.0	4.8	95.7
p1 Cal 2- 10ng	2	✓	10.0	10.1	101.0
p1 Cal 3 -25ng	3	✓	25.0	24.8	99.1
p1 Cal 4-50ng	4	✓	50.0	51.5	103.1
p1 Cal 5-100ng	5	✓	100.0	101.9	101.9
p1 Cal 6-250ng	6	✓	250.0	247.9	99.2
p1 Cal 7-500ng	7	✓	500.0	501.2	100.2
p1 Cal 8-1000ng	8	✓	1000.0	997.7	99.8



AM #28 Multi-Drug Quant. Calibration Curve Report

Batch results D:\MassHunter\Data\2020\AM 27-28\031920 AM 27 28 SP\QuantResults\AM 28.batch.bin
Last Cal. Update 3/20/2020 8:29 AM
Analyst Name ISP\datastor
Analyte Hydrocodone **Internal Standard** Hydrocodone-D6



Sample	Level	Enabled	Expected Concentration	Final Concentration	Accuracy
p1 Cal 1-5ng	1	✓	5.0	4.8	96.2
p1 Cal 2- 10ng	2	✓	10.0	10.3	103.3
p1 Cal 3 -25ng	3	✓	25.0	26.6	106.5
p1 Cal 4-50ng	4	✓	50.0	53.7	107.3
p1 Cal 5-100ng	5	✓	100.0	102.2	102.2
p1 Cal 6-250ng	6	✓	250.0	263.6	105.5
p1 Cal 7-500ng	7	✓	500.0	470.3	94.1
p1 Cal 8-1000ng	8	✓	1000.0	849.7	85.0

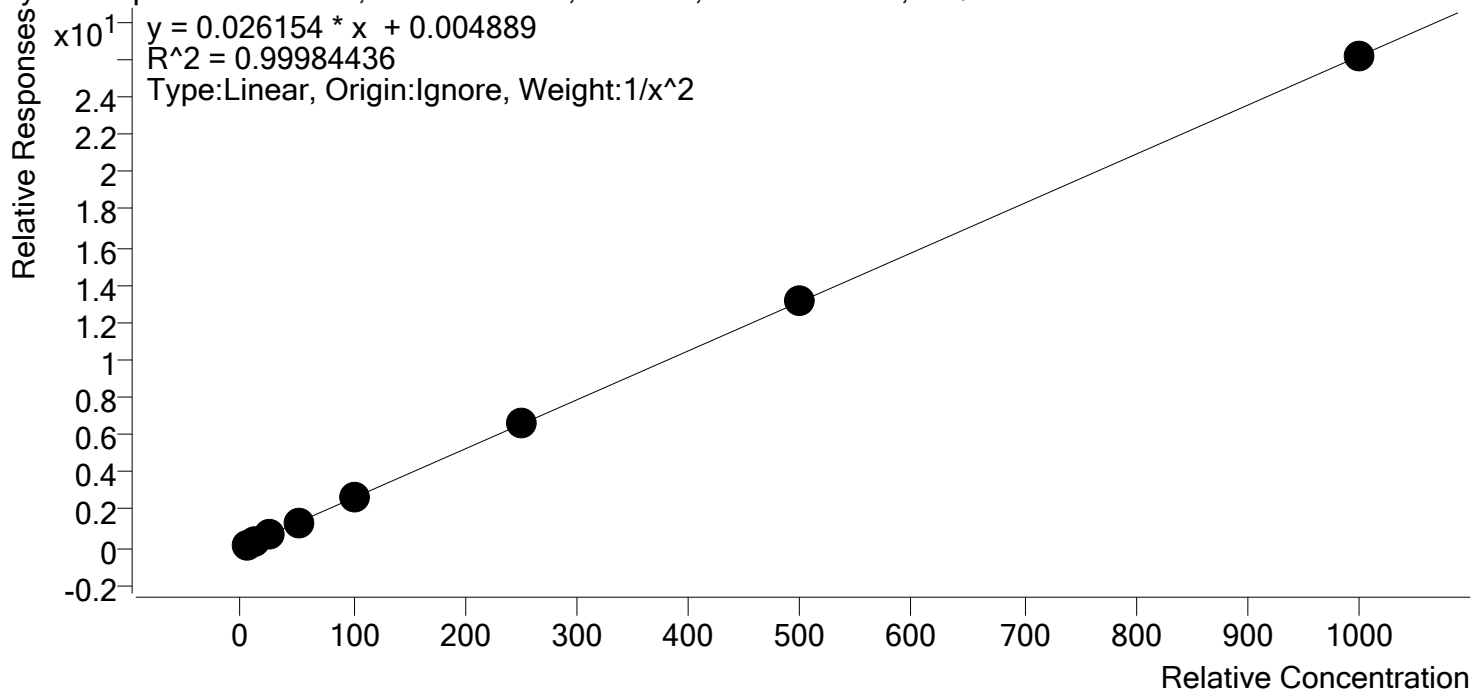
S



AM #28 Multi-Drug Quant. Calibration Curve Report

Batch results D:\MassHunter\Data\2020\AM 27-28\031920 AM 27 28 SP\QuantResults\AM 28.batch.bin
Last Cal. Update 3/20/2020 8:29 AM
Analyst Name ISP\datastor
Analyte Hydromorphone **Internal Standard** Hydromorphone-D6

Hydromorphone - 8 Levels, 8 Levels Used, 8 Points, 8 Points Used, 4 QCs

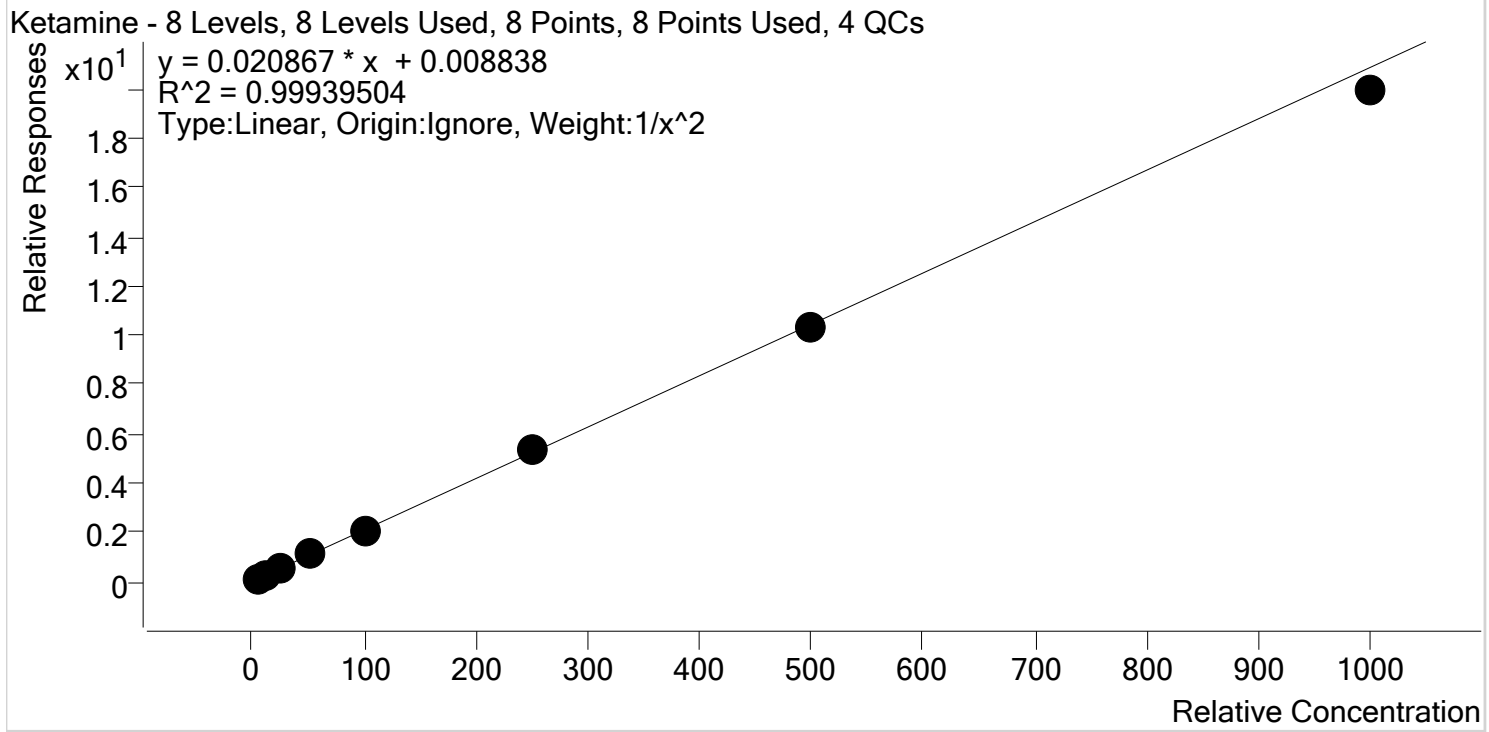


Sample	Level	Enabled	Expected Concentration	Final Concentration	Accuracy
p1 Cal 1-5ng	1	✓	5.0	5.0	100.2
p1 Cal 2- 10ng	2	✓	10.0	10.0	99.9
p1 Cal 3 -25ng	3	✓	25.0	24.6	98.3
p1 Cal 4-50ng	4	✓	50.0	51.1	102.2
p1 Cal 5-100ng	5	✓	100.0	99.3	99.3
p1 Cal 6-250ng	6	✓	250.0	250.2	100.1
p1 Cal 7-500ng	7	✓	500.0	500.8	100.2
p1 Cal 8-1000ng	8	✓	1000.0	999.2	99.9



AM #28 Multi-Drug Quant. Calibration Curve Report

Batch results D:\MassHunter\Data\2020\AM 27-28\031920 AM 27 28 SP\QuantResults\AM 28.batch.bin
Last Cal. Update 3/20/2020 8:29 AM
Analyst Name ISP\datastor
Analyte Ketamine **Internal Standard** Ketamine-D4

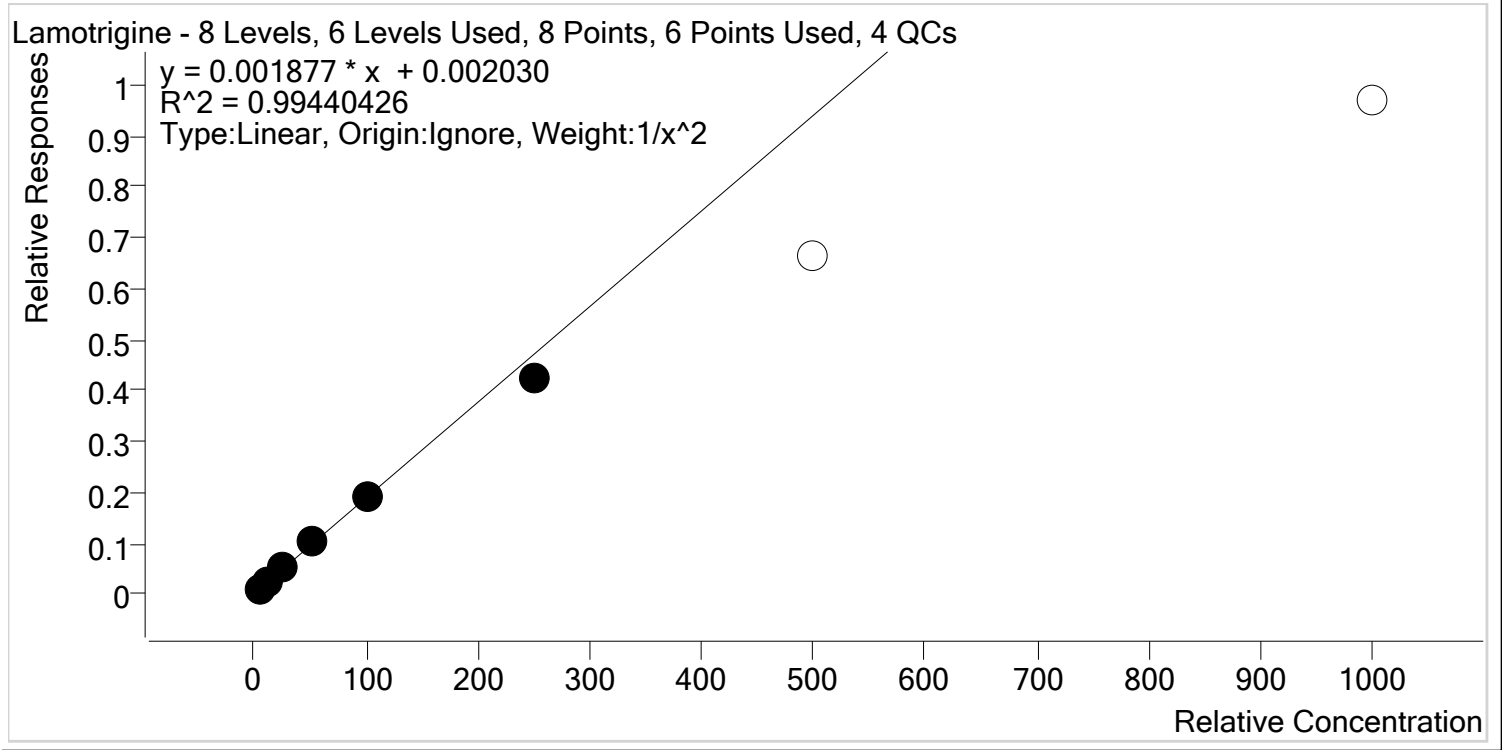


Sample	Level	Enabled	Expected Concentration	Final Concentration	Accuracy
p1 Cal 1-5ng	1	✓	5.0	5.0	99.6
p1 Cal 2- 10ng	2	✓	10.0	10.0	99.9
p1 Cal 3 -25ng	3	✓	25.0	25.3	101.0
p1 Cal 4-50ng	4	✓	50.0	51.2	102.5
p1 Cal 5-100ng	5	✓	100.0	100.6	100.6
p1 Cal 6-250ng	6	✓	250.0	254.5	101.8
p1 Cal 7-500ng	7	✓	500.0	495.9	99.2
p1 Cal 8-1000ng	8	✓	1000.0	954.9	95.5



AM #28 Multi-Drug Quant. Calibration Curve Report

Batch results D:\MassHunter\Data\2020\AM 27-28\031920 AM 27 28 SP\QuantResults\AM 28.batch.bin
Last Cal. Update 3/20/2020 8:29 AM
Analyst Name ISP\datastor
Analyte Lamotrigine **Internal Standard** Ketamine-D4

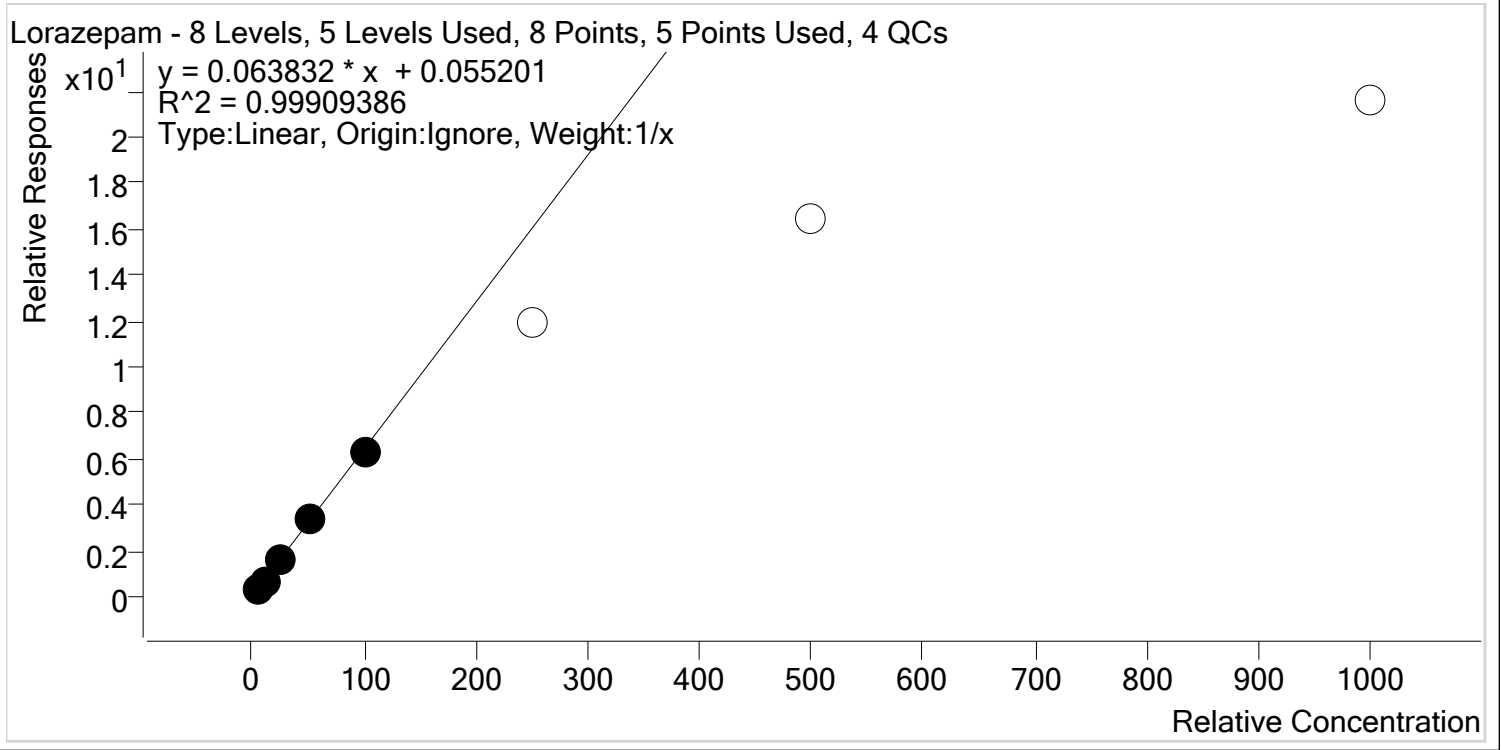


Sample	Level	Enabled	Expected Concentration	Final Concentration	Accuracy
p1 Cal 1-5ng	1	✓	5.0	4.9	97.2
p1 Cal 2- 10ng	2	✓	10.0	10.3	102.8
p1 Cal 3 -25ng	3	✓	25.0	26.3	105.3
p1 Cal 4-50ng	4	✓	50.0	52.8	105.6
p1 Cal 5-100ng	5	✓	100.0	99.7	99.7
p1 Cal 6-250ng	6	✓	250.0	223.5	89.4
p1 Cal 7-500ng	7	✗	500.0	354.7	70.9
p1 Cal 8-1000ng	8	✗	1000.0	515.4	51.5



AM #28 Multi-Drug Quant. Calibration Curve Report

Batch results D:\MassHunter\Data\2020\AM 27-28\031920 AM 27 28 SP\QuantResults\AM 28.batch.bin
Last Cal. Update 3/20/2020 8:29 AM
Analyst Name ISP\datastor
Analyte Lorazepam **Internal Standard** Clonazepam-D4



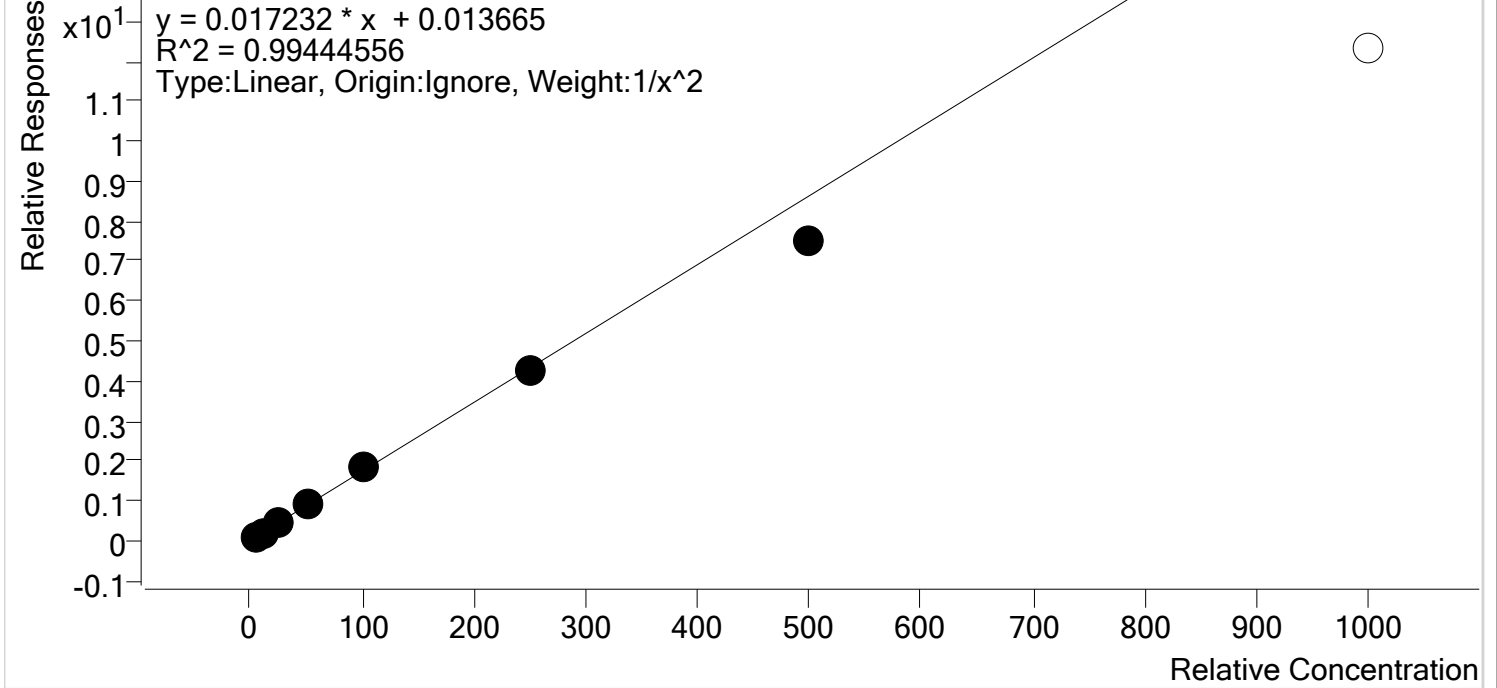
Sample	Level	Enabled	Expected Concentration	Final Concentration	Accuracy
p1 Cal 1-5ng	1	✓	5.0	4.8	96.8
p1 Cal 2- 10ng	2	✓	10.0	10.0	100.1
p1 Cal 3 -25ng	3	✓	25.0	25.4	101.6
p1 Cal 4-50ng	4	✓	50.0	51.7	103.5
p1 Cal 5-100ng	5	✓	100.0	98.0	98.0
p1 Cal 6-250ng	6	x	250.0	186.5	74.6
p1 Cal 7-500ng	7	x	500.0	256.3	51.3
p1 Cal 8-1000ng	8	x	1000.0	337.1	33.7



AM #28 Multi-Drug Quant. Calibration Curve Report

Batch results D:\MassHunter\Data\2020\AM 27-28\031920 AM 27 28 SP\QuantResults\AM 28.batch.bin
Last Cal. Update 3/20/2020 8:29 AM
Analyst Name ISP\datastor
Analyte Meprobamate **Internal Standard** Meprobamate-D7

Meprobamate - 8 Levels, 7 Levels Used, 8 Points, 7 Points Used, 4 QCs

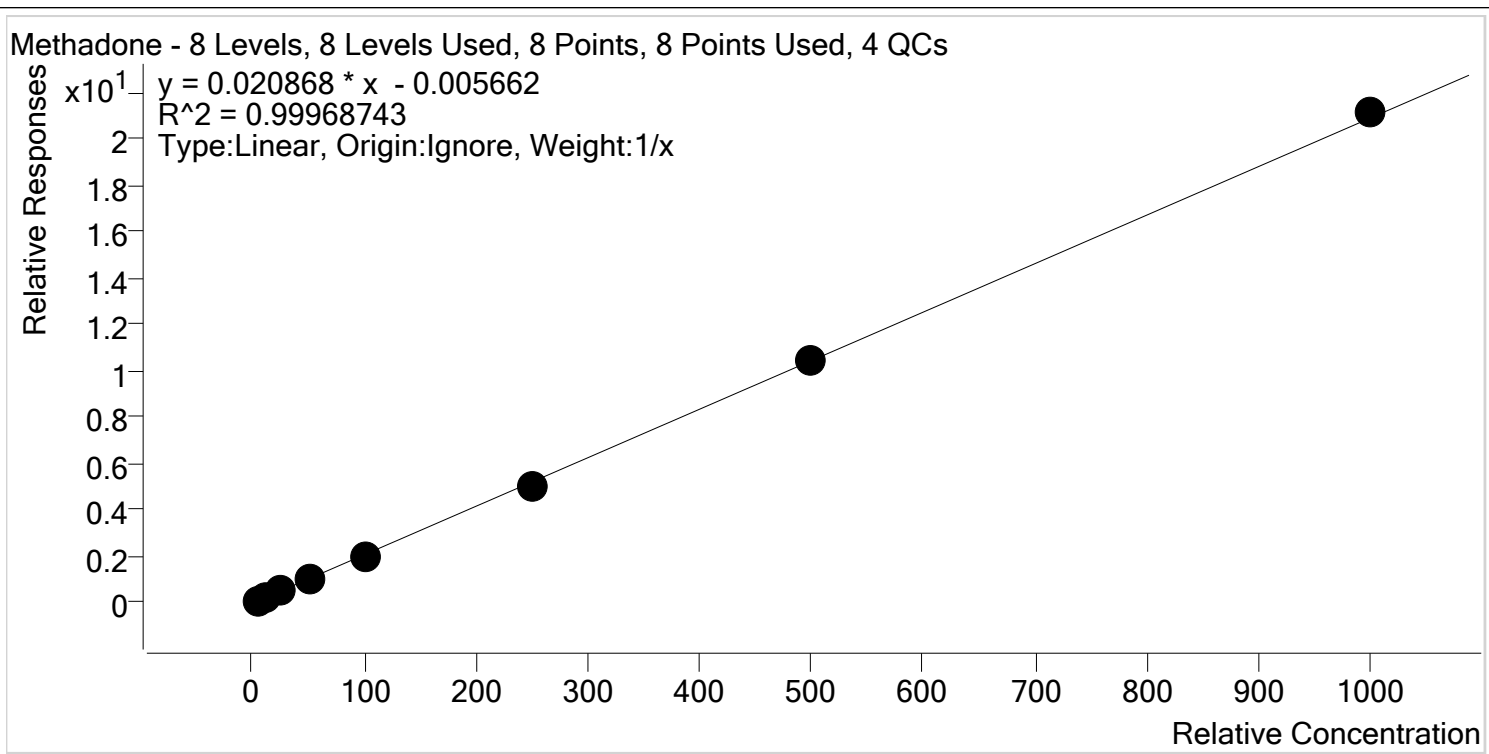


Sample	Level	Enabled	Expected Concentration	Final Concentration	Accuracy
p1 Cal 1-5ng	1	✓	5.0	4.9	98.3
p1 Cal 2- 10ng	2	✓	10.0	10.0	100.3
p1 Cal 3 -25ng	3	✓	25.0	26.0	104.2
p1 Cal 4-50ng	4	✓	50.0	53.2	106.4
p1 Cal 5-100ng	5	✓	100.0	104.2	104.2
p1 Cal 6-250ng	6	✓	250.0	248.1	99.2
p1 Cal 7-500ng	7	✓	500.0	436.8	87.4
p1 Cal 8-1000ng	8	✗	1000.0	713.7	71.4



AM #28 Multi-Drug Quant. Calibration Curve Report

Batch results D:\MassHunter\Data\2020\AM 27-28\031920 AM 27 28 SP\QuantResults\AM 28.batch.bin
Last Cal. Update 3/20/2020 8:29 AM
Analyst Name ISP\datastor
Analyte Methadone **Internal Standard** Methadone-D9



Sample	Level	Enabled	Expected Concentration	Final Concentration	Accuracy
p1 Cal 1-5ng	1	✓	5.0	5.4	107.2
p1 Cal 2- 10ng	2	✓	10.0	10.2	101.6
p1 Cal 3 -25ng	3	✓	25.0	24.2	97.0
p1 Cal 4-50ng	4	✓	50.0	48.8	97.5
p1 Cal 5-100ng	5	✓	100.0	99.2	99.2
p1 Cal 6-250ng	6	✓	250.0	240.9	96.3
p1 Cal 7-500ng	7	✓	500.0	500.0	100.0
p1 Cal 8-1000ng	8	✓	1000.0	1011.4	101.1

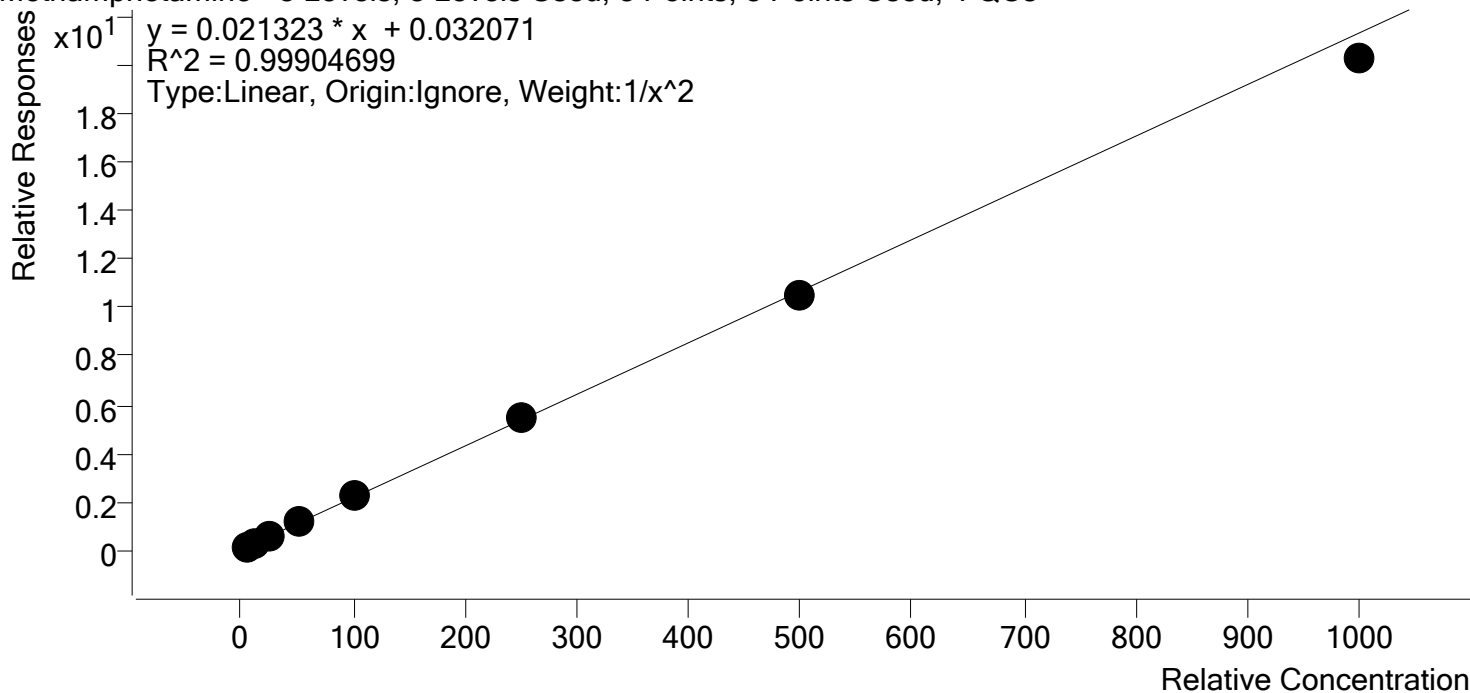
\$



AM #28 Multi-Drug Quant. Calibration Curve Report

Batch results D:\MassHunter\Data\2020\AM 27-28\031920 AM 27 28 SP\QuantResults\AM 28.batch.bin
Last Cal. Update 3/20/2020 8:29 AM
Analyst Name ISP\datastor
Analyte Methamphetamine **Internal Standard** Methamphetamine-D11

Methamphetamine - 8 Levels, 8 Levels Used, 8 Points, 8 Points Used, 4 QCs



Sample	Level	Enabled	Expected Concentration	Final Concentration	Accuracy
p1 Cal 1-5ng	1	✓	5.0	5.0	100.3
p1 Cal 2- 10ng	2	✓	10.0	9.9	98.5
p1 Cal 3 -25ng	3	✓	25.0	25.0	99.9
p1 Cal 4-50ng	4	✓	50.0	51.9	103.7
p1 Cal 5-100ng	5	✓	100.0	101.8	101.8
p1 Cal 6-250ng	6	✓	250.0	255.4	102.1
p1 Cal 7-500ng	7	✓	500.0	493.0	98.6
p1 Cal 8-1000ng	8	✓	1000.0	950.4	95.0

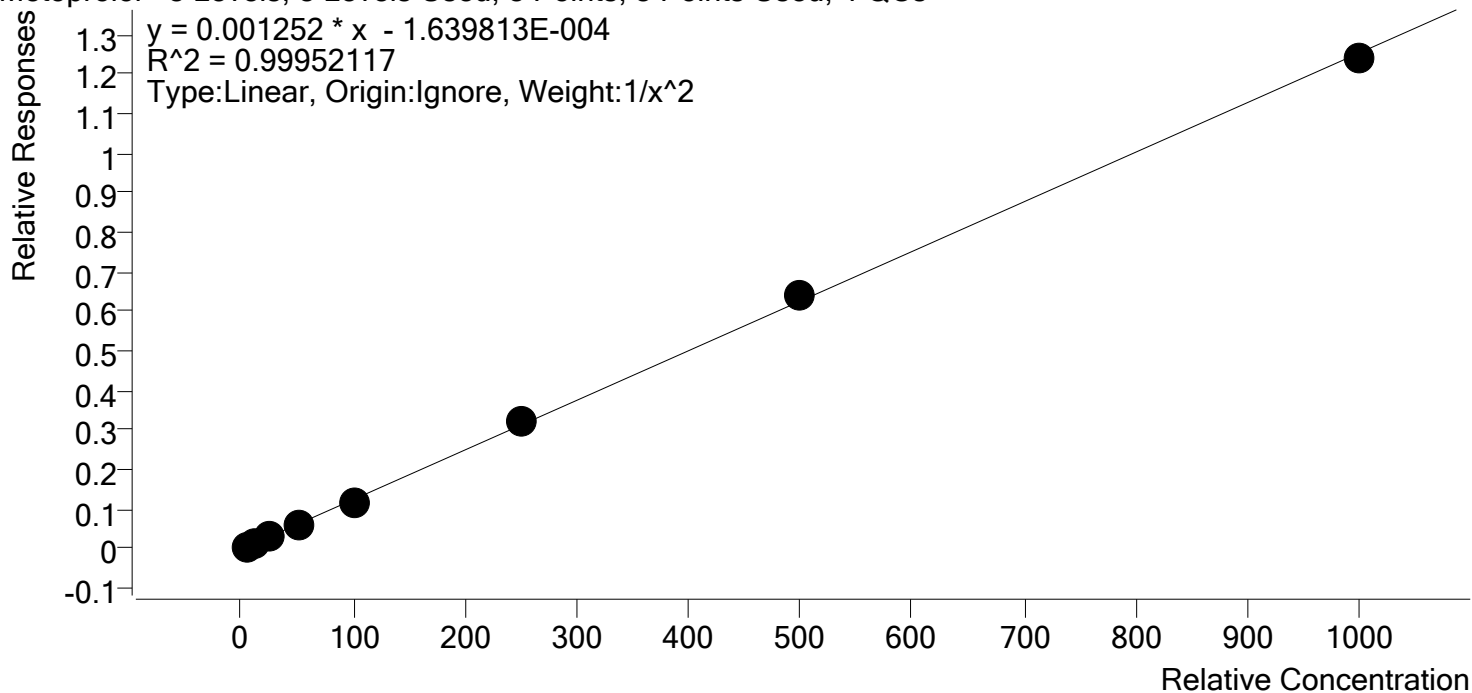
\$



AM #28 Multi-Drug Quant. Calibration Curve Report

Batch results D:\MassHunter\Data\2020\AM 27-28\031920 AM 27 28 SP\QuantResults\AM 28.batch.bin
Last Cal. Update 3/20/2020 8:29 AM
Analyst Name ISP\datastor
Analyte Metoprolol **Internal Standard** Tramadol-13C-D3

Metoprolol - 8 Levels, 8 Levels Used, 8 Points, 8 Points Used, 4 QCs

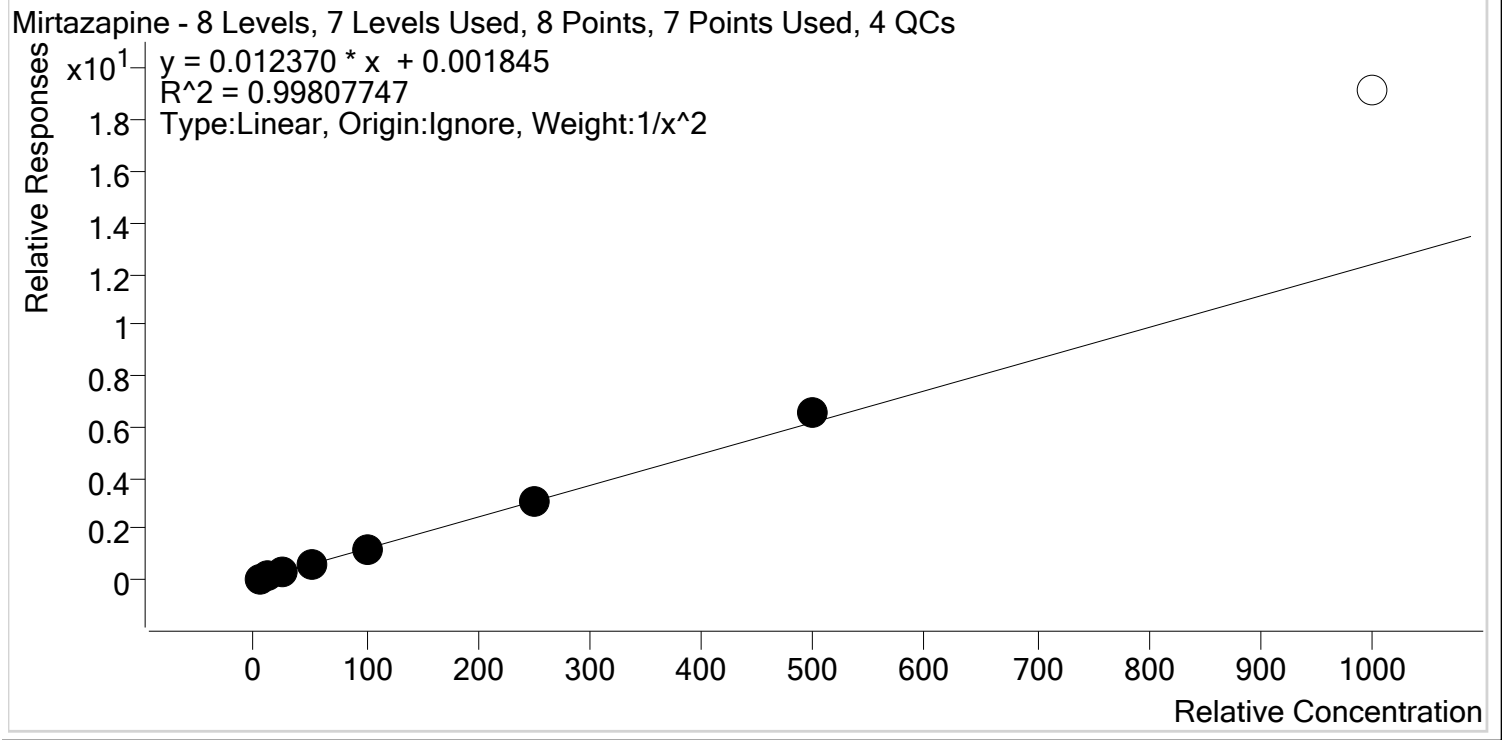


Sample	Level	Enabled	Expected Concentration	Final Concentration	Accuracy
p1 Cal 1-5ng	1	✓	5.0	5.0	100.9
p1 Cal 2- 10ng	2	✓	10.0	9.9	98.7
p1 Cal 3 -25ng	3	✓	25.0	24.7	99.0
p1 Cal 4-50ng	4	✓	50.0	50.3	100.5
p1 Cal 5-100ng	5	✓	100.0	97.1	97.1
p1 Cal 6-250ng	6	✓	250.0	255.2	102.1
p1 Cal 7-500ng	7	✓	500.0	514.0	102.8
p1 Cal 8-1000ng	8	✓	1000.0	988.7	98.9



AM #28 Multi-Drug Quant. Calibration Curve Report

Batch results D:\MassHunter\Data\2020\AM 27-28\031920 AM 27 28 SP\QuantResults\AM 28.batch.bin
Last Cal. Update 3/20/2020 8:29 AM
Analyst Name ISP\datastor
Analyte Mirtazapine **Internal Standard** alpha-PVP-d8

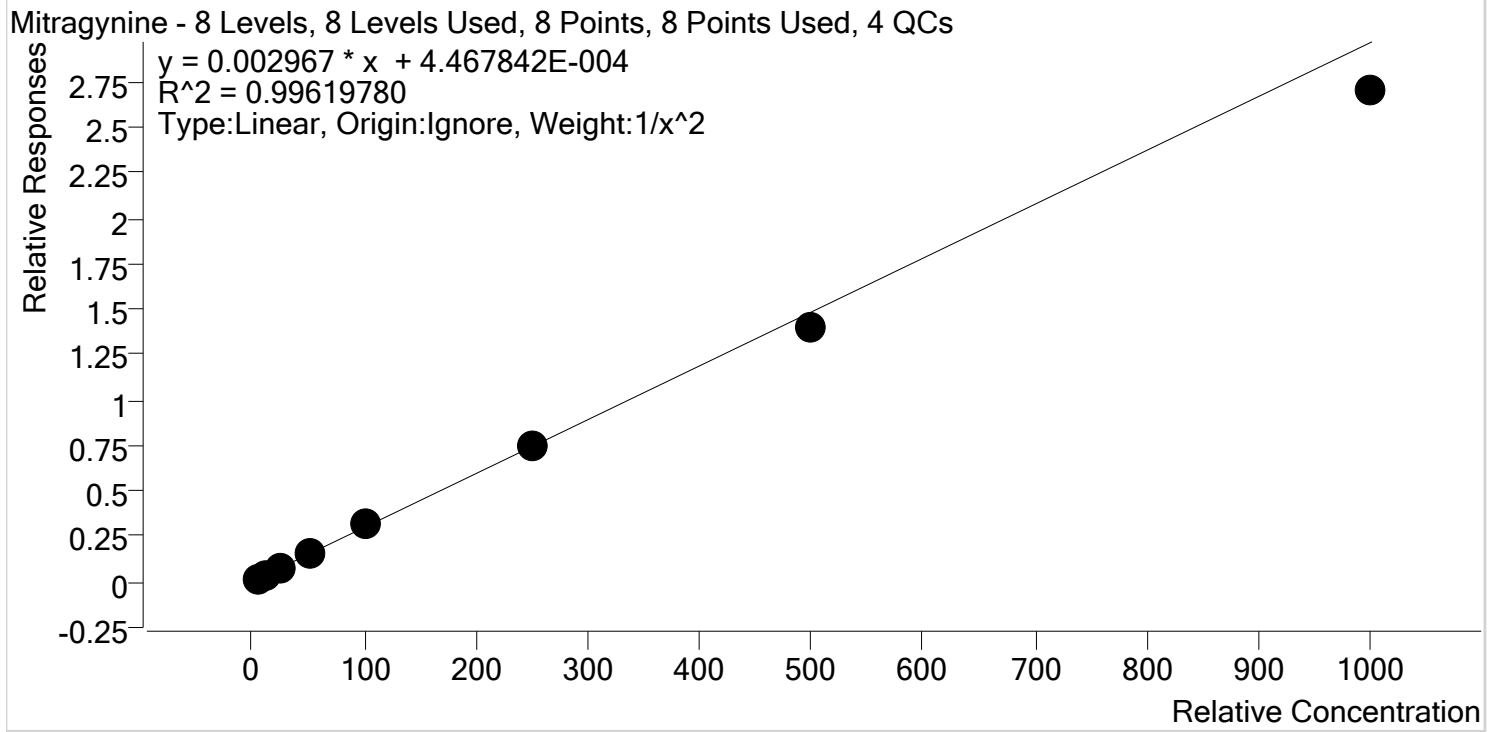


Sample	Level	Enabled	Expected Concentration	Final Concentration	Accuracy
p1 Cal 1-5ng	1	✓	5.0	5.0	100.1
p1 Cal 2- 10ng	2	✓	10.0	10.2	101.8
p1 Cal 3 -25ng	3	✓	25.0	24.4	97.5
p1 Cal 4-50ng	4	✓	50.0	47.7	95.4
p1 Cal 5-100ng	5	✓	100.0	97.7	97.7
p1 Cal 6-250ng	6	✓	250.0	251.6	100.6
p1 Cal 7-500ng	7	✓	500.0	534.1	106.8
p1 Cal 8-1000ng	8	✗	1000.0	1549.9	155.0



AM #28 Multi-Drug Quant. Calibration Curve Report

Batch results D:\MassHunter\Data\2020\AM 27-28\031920 AM 27 28 SP\QuantResults\AM 28.batch.bin
Last Cal. Update 3/20/2020 8:29 AM
Analyst Name ISP\datastor
Analyte Mitragynine **Internal Standard** Methadone-D9



Sample	Level	Enabled	Expected Concentration	Final Concentration	Accuracy
p1 Cal 1-5ng	1	✓	5.0	4.8	96.8
p1 Cal 2- 10ng	2	✓	10.0	10.4	103.7
p1 Cal 3 -25ng	3	✓	25.0	26.0	104.0
p1 Cal 4-50ng	4	✓	50.0	51.7	103.3
p1 Cal 5-100ng	5	✓	100.0	106.6	106.6
p1 Cal 6-250ng	6	✓	250.0	249.5	99.8
p1 Cal 7-500ng	7	✓	500.0	473.6	94.7
p1 Cal 8-1000ng	8	✓	1000.0	911.1	91.1

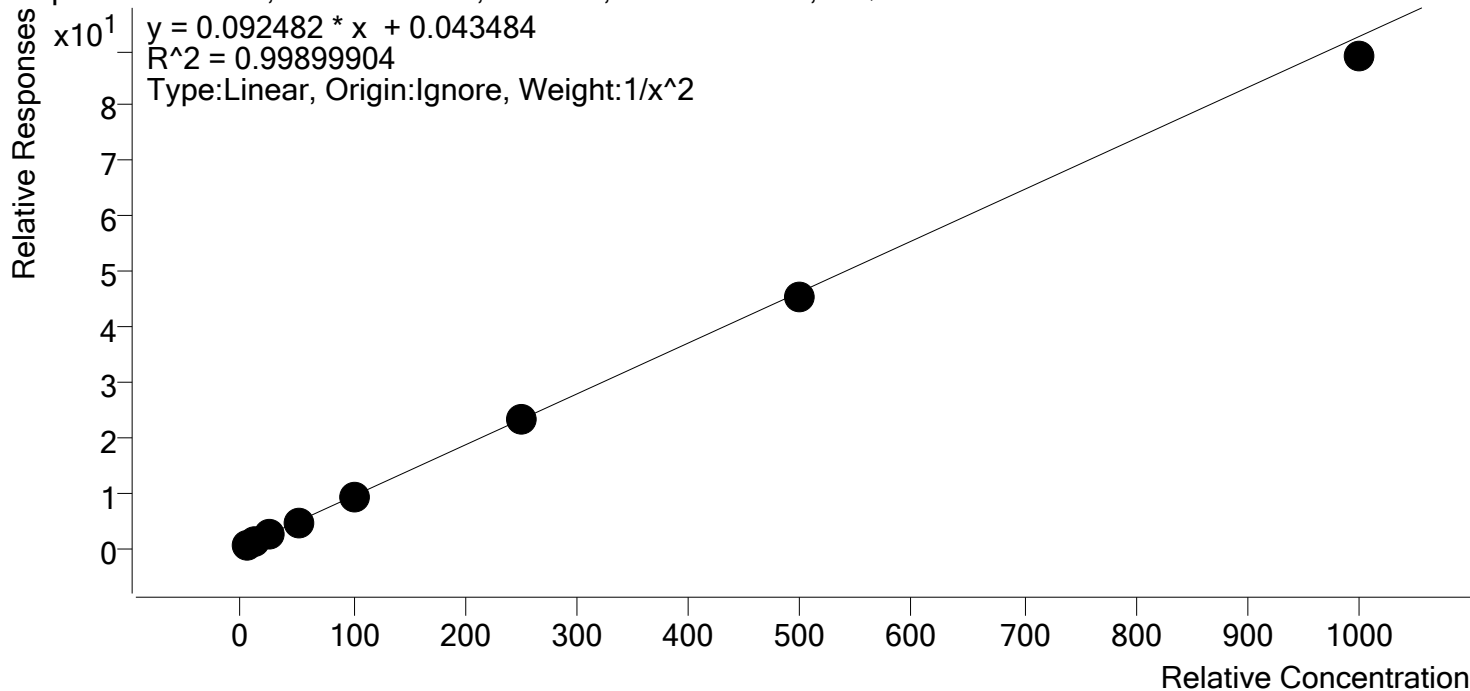
\$



AM #28 Multi-Drug Quant. Calibration Curve Report

Batch results D:\MassHunter\Data\2020\AM 27-28\031920 AM 27 28 SP\QuantResults\AM 28.batch.bin
Last Cal. Update 3/20/2020 8:29 AM
Analyst Name ISP\datastor
Analyte Morphine **Internal Standard** Morphine-D6

Morphine - 8 Levels, 8 Levels Used, 8 Points, 8 Points Used, 4 QCs



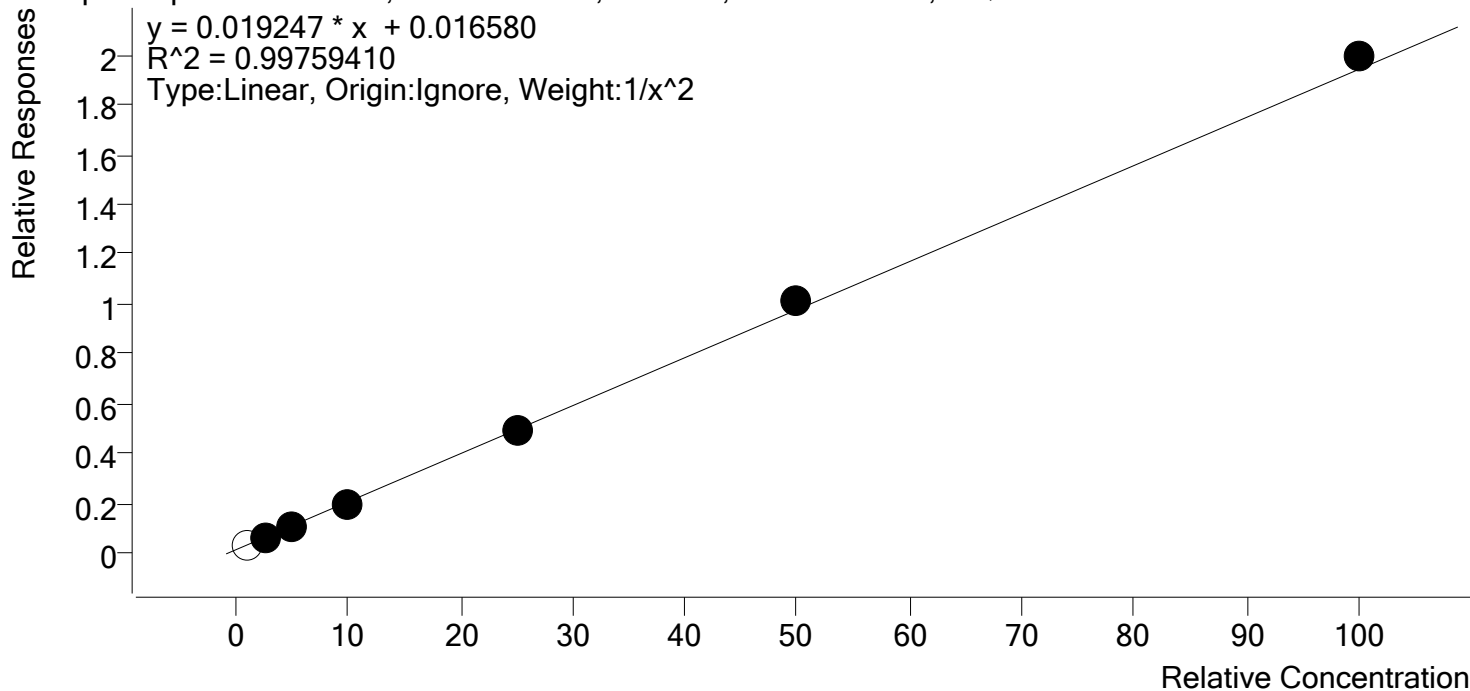
Sample	Level	Enabled	Expected Concentration	Final Concentration	Accuracy
p1 Cal 1-5ng	1	✓	5.0	4.9	97.6
p1 Cal 2- 10ng	2	✓	10.0	10.3	103.4
p1 Cal 3 -25ng	3	✓	25.0	25.9	103.7
p1 Cal 4-50ng	4	✓	50.0	49.5	99.0
p1 Cal 5-100ng	5	✓	100.0	101.1	101.1
p1 Cal 6-250ng	6	✓	250.0	252.4	101.0
p1 Cal 7-500ng	7	✓	500.0	490.7	98.1
p1 Cal 8-1000ng	8	✓	1000.0	960.6	96.1



AM #28 Multi-Drug Quant. Calibration Curve Report

Batch results D:\MassHunter\Data\2020\AM 27-28\031920 AM 27 28 SP\QuantResults\AM 28.batch.bin
Last Cal. Update 3/20/2020 8:29 AM
Analyst Name ISP\datastor
Analyte Norbuprenorphine **Internal Standard** Norbuprenorphine-D3

Norbuprenorphine - 7 Levels, 6 Levels Used, 7 Points, 6 Points Used, 3 QCs



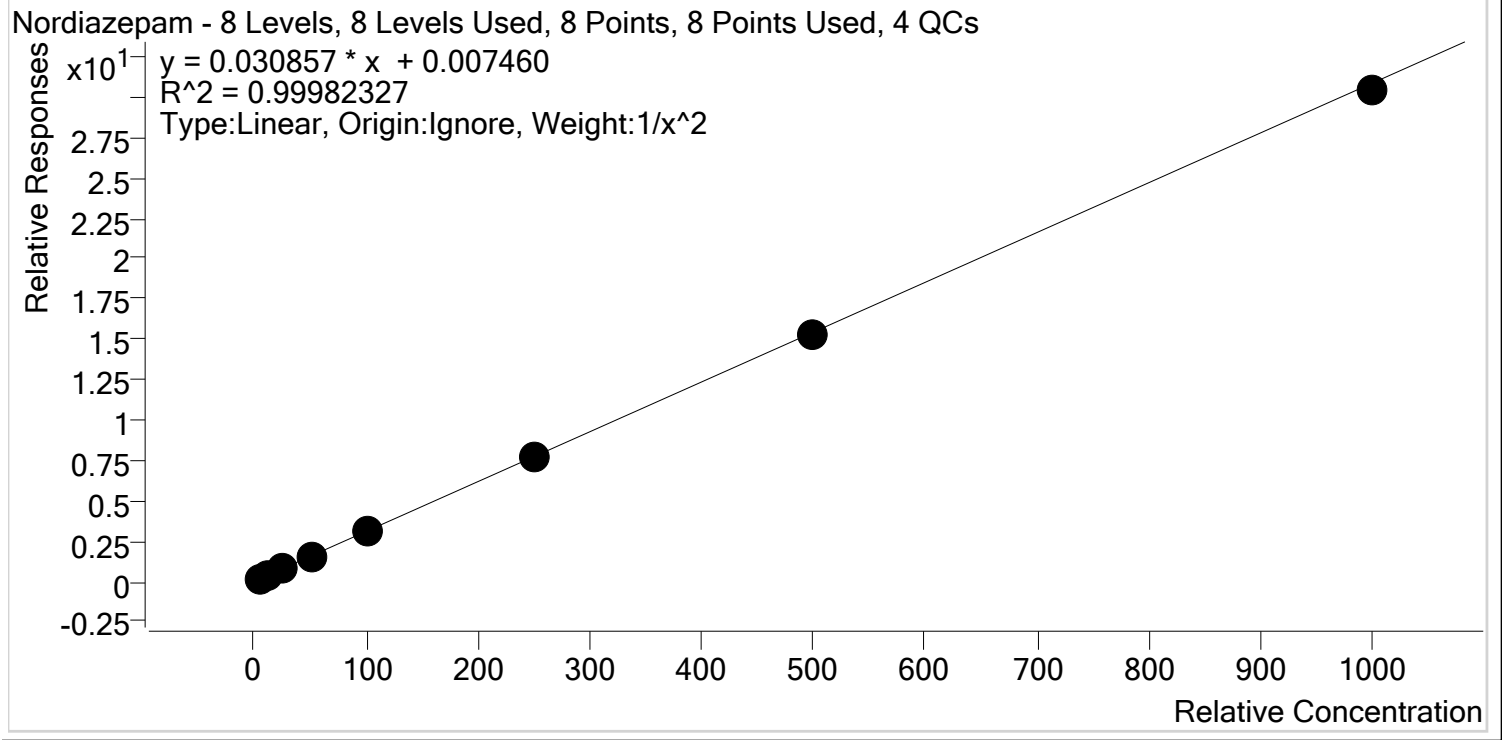
Sample	Level	Enabled	Expected Concentration	Final Concentration	Accuracy
p1 Cal 2- 10ng	2	x	1.0	1.1	105.7
p1 Cal 3 -25ng	3	✓	2.5	2.6	102.3
p1 Cal 4-50ng	4	✓	5.0	4.9	98.4
p1 Cal 5-100ng	5	✓	10.0	9.3	93.4
p1 Cal 6-250ng	6	✓	25.0	24.8	99.1
p1 Cal 7-500ng	7	✓	50.0	52.1	104.2
p1 Cal 8-1000ng	8	✓	100.0	102.6	102.6

\$



AM #28 Multi-Drug Quant. Calibration Curve Report

Batch results D:\MassHunter\Data\2020\AM 27-28\031920 AM 27 28 SP\QuantResults\AM 28.batch.bin
Last Cal. Update 3/20/2020 8:29 AM
Analyst Name ISP\datastor
Analyte Nordiazepam **Internal Standard** Nordiazepam-D5



Sample	Level	Enabled	Expected Concentration	Final Concentration	Accuracy
p1 Cal 1-5ng	1	✓	5.0	5.0	99.7
p1 Cal 2- 10ng	2	✓	10.0	10.0	99.7
p1 Cal 3 -25ng	3	✓	25.0	25.4	101.7
p1 Cal 4-50ng	4	✓	50.0	50.8	101.6
p1 Cal 5-100ng	5	✓	100.0	99.0	99.0
p1 Cal 6-250ng	6	✓	250.0	251.2	100.5
p1 Cal 7-500ng	7	✓	500.0	497.0	99.4
p1 Cal 8-1000ng	8	✓	1000.0	985.1	98.5

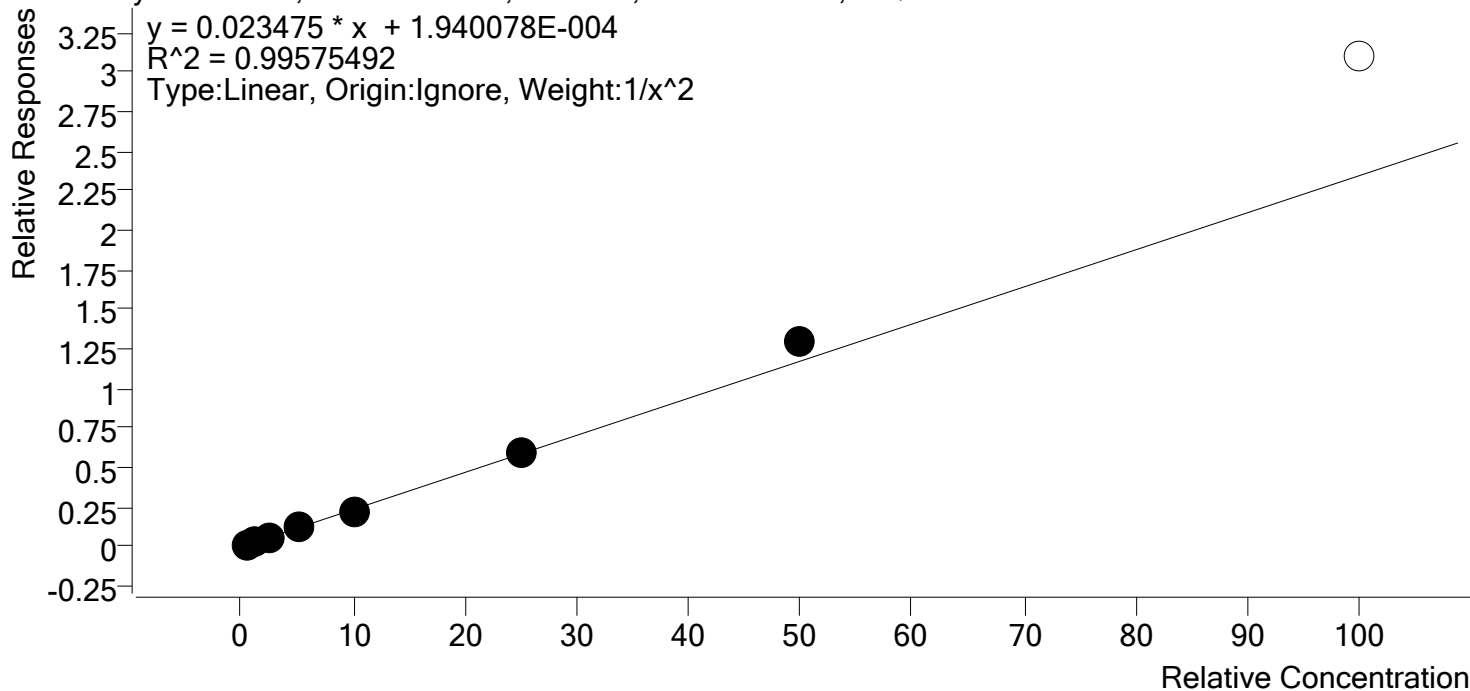
\$



AM #28 Multi-Drug Quant. Calibration Curve Report

Batch results D:\MassHunter\Data\2020\AM 27-28\031920 AM 27 28 SP\QuantResults\AM 28.batch.bin
Last Cal. Update 3/20/2020 8:29 AM
Analyst Name ISP\datastor
Analyte Norfentanyl **Internal Standard** Norfentanyl-D5

Norfentanyl - 8 Levels, 7 Levels Used, 8 Points, 7 Points Used, 4 QCs

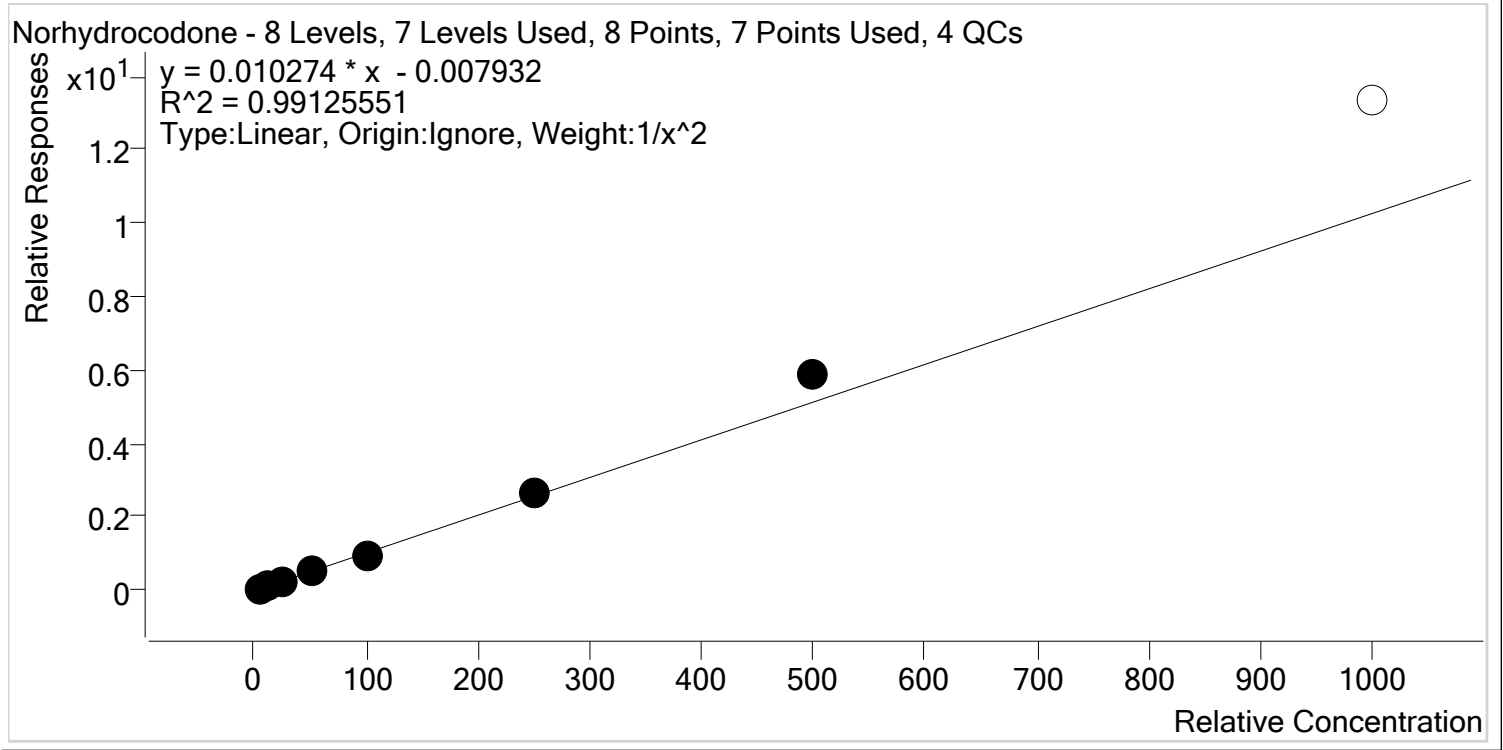


Sample	Level	Enabled	Expected Concentration	Final Concentration	Accuracy
p1 Cal 1-5ng	1	✓	0.5	0.5	103.0
p1 Cal 2- 10ng	2	✓	1.0	1.0	97.0
p1 Cal 3 -25ng	3	✓	2.5	2.3	93.8
p1 Cal 4-50ng	4	✓	5.0	4.9	97.7
p1 Cal 5-100ng	5	✓	10.0	9.7	97.0
p1 Cal 6-250ng	6	✓	25.0	25.3	101.1
p1 Cal 7-500ng	7	✓	50.0	55.3	110.5
p1 Cal 8-1000ng	8	✗	100.0	132.1	132.1



AM #28 Multi-Drug Quant. Calibration Curve Report

Batch results D:\MassHunter\Data\2020\AM 27-28\031920 AM 27 28 SP\QuantResults\AM 28.batch.bin
Last Cal. Update 3/20/2020 8:29 AM
Analyst Name ISP\datastor
Analyte Norhydrocodone **Internal Standard** Norhydrocodone-D3



Sample	Level	Enabled	Expected Concentration	Final Concentration	Accuracy
p1 Cal 1-5ng	1	✓	5.0	5.2	104.2
p1 Cal 2- 10ng	2	✓	10.0	9.5	95.2
p1 Cal 3 -25ng	3	✓	25.0	23.3	93.4
p1 Cal 4-50ng	4	✓	50.0	47.8	95.6
p1 Cal 5-100ng	5	✓	100.0	94.2	94.2
p1 Cal 6-250ng	6	✓	250.0	255.0	102.0
p1 Cal 7-500ng	7	✓	500.0	576.8	115.4
p1 Cal 8-1000ng	8	x	1000.0	1299.3	129.9

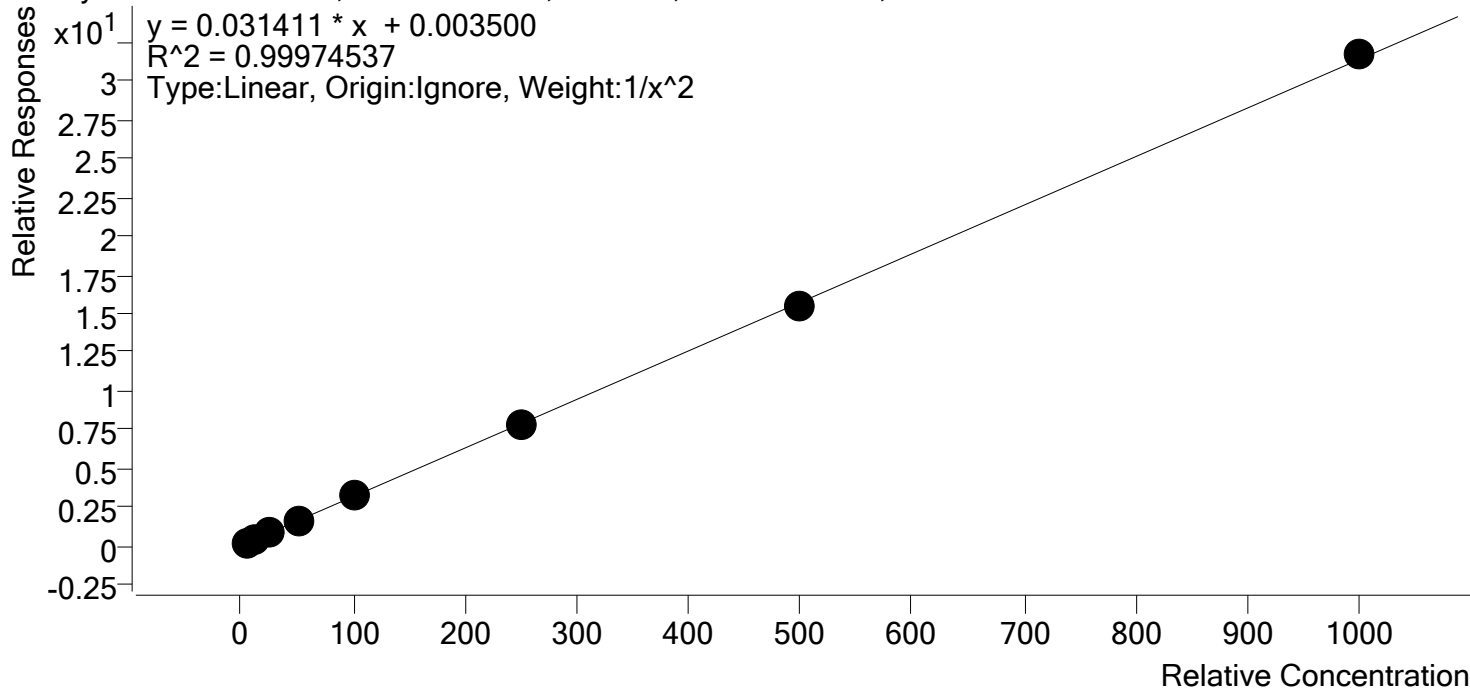
\$



AM #28 Multi-Drug Quant. Calibration Curve Report

Batch results D:\MassHunter\Data\2020\AM 27-28\031920 AM 27 28 SP\QuantResults\AM 28.batch.bin
Last Cal. Update 3/20/2020 8:29 AM
Analyst Name ISP\datastor
Analyte Noroxycodone **Internal Standard** Noroxycodone-D3

Noroxycodone - 8 Levels, 8 Levels Used, 8 Points, 8 Points Used, 4 QCs



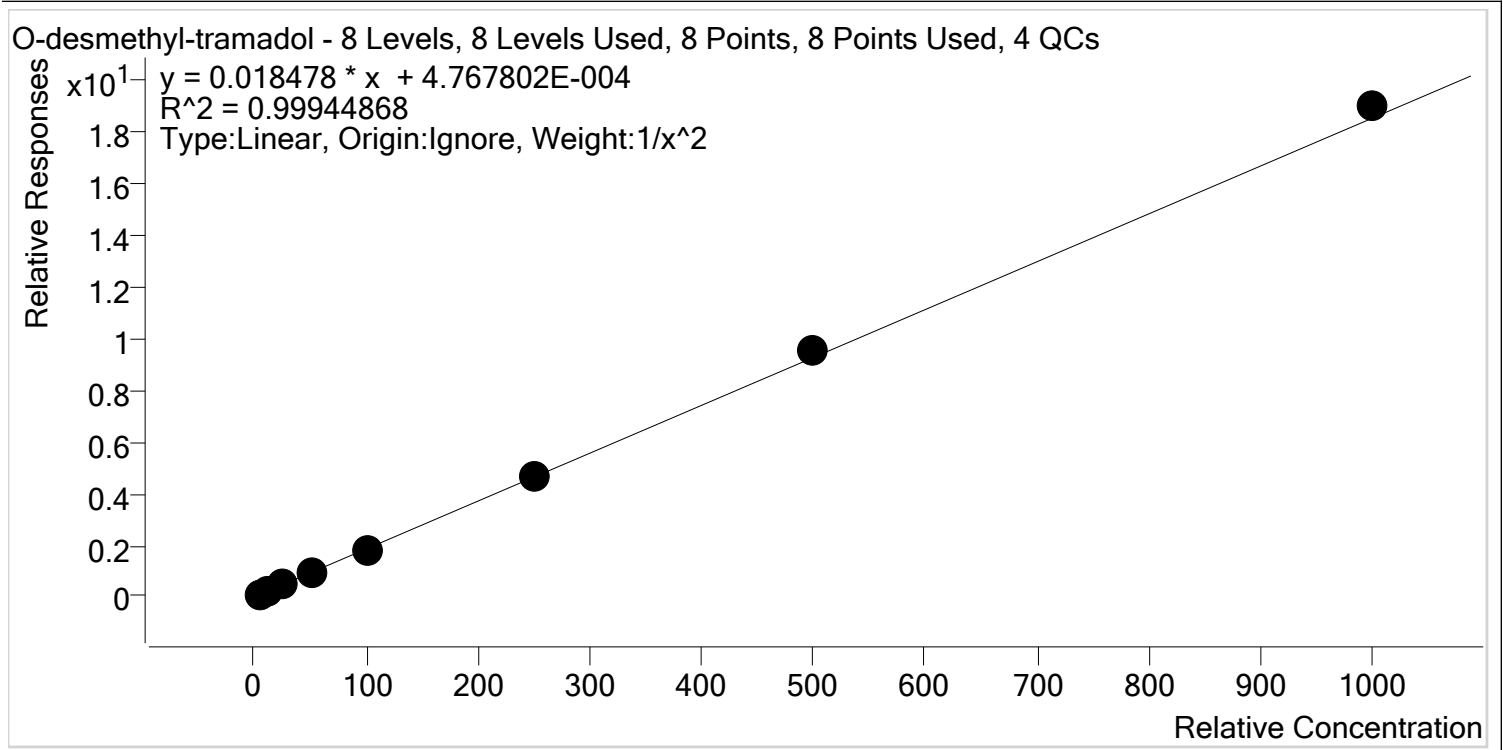
Sample	Level	Enabled	Expected Concentration	Final Concentration	Accuracy
p1 Cal 1-5ng	1	✓	5.0	5.0	100.3
p1 Cal 2- 10ng	2	✓	10.0	9.9	99.0
p1 Cal 3 -25ng	3	✓	25.0	25.0	99.8
p1 Cal 4-50ng	4	✓	50.0	51.4	102.8
p1 Cal 5-100ng	5	✓	100.0	99.3	99.3
p1 Cal 6-250ng	6	✓	250.0	247.6	99.1
p1 Cal 7-500ng	7	✓	500.0	493.4	98.7
p1 Cal 8-1000ng	8	✓	1000.0	1010.2	101.0

\$



AM #28 Multi-Drug Quant. Calibration Curve Report

Batch results D:\MassHunter\Data\2020\AM 27-28\031920 AM 27 28 SP\QuantResults\AM 28.batch.bin
Last Cal. Update 3/20/2020 8:29 AM
Analyst Name ISP\datastor
Analyte O-desmethyl-tramadol **Internal Standard** O-desmethyl-tramadol-D6

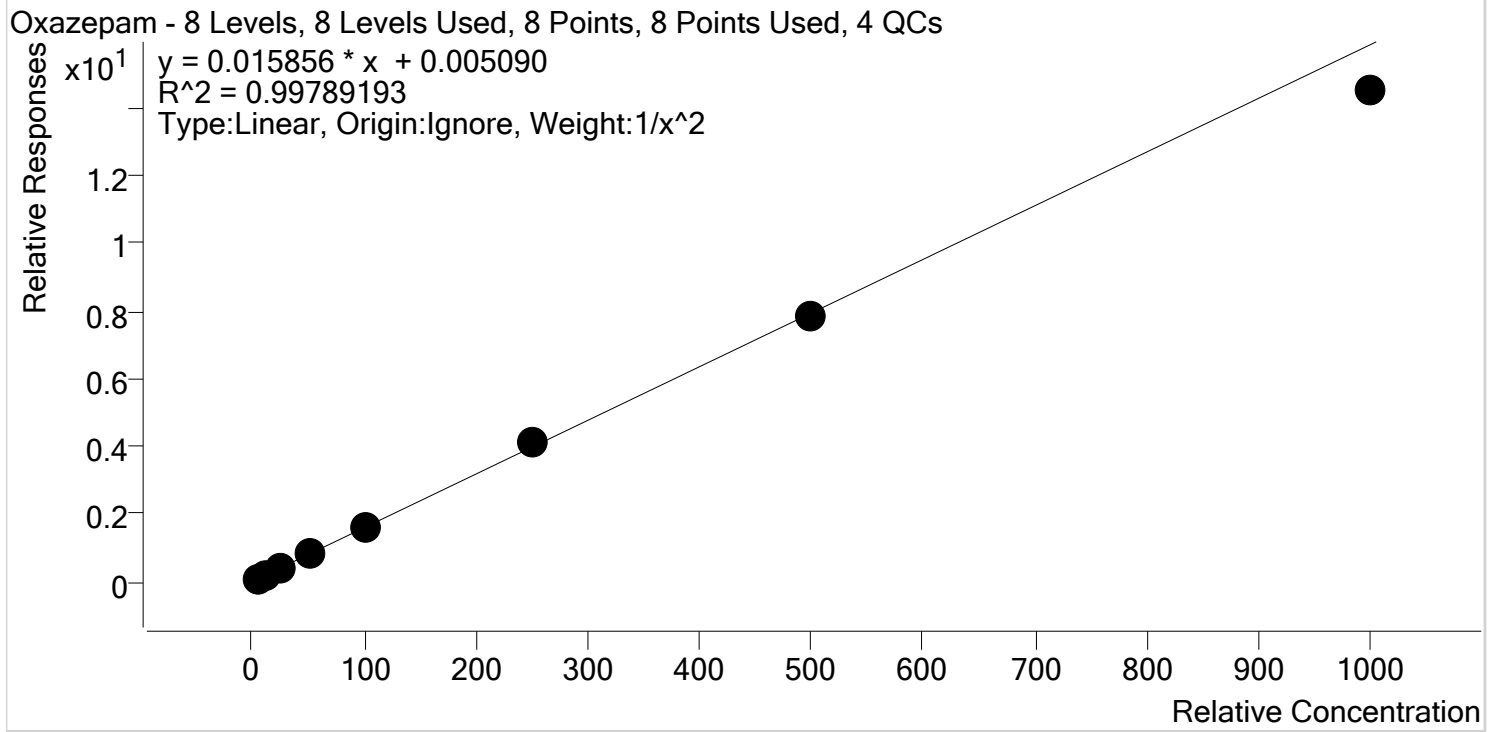


Sample	Level	Enabled	Expected Concentration	Final Concentration	Accuracy
p1 Cal 1-5ng	1	✓	5.0	5.1	101.1
p1 Cal 2- 10ng	2	✓	10.0	9.9	99.2
p1 Cal 3 -25ng	3	✓	25.0	24.4	97.8
p1 Cal 4-50ng	4	✓	50.0	49.4	98.8
p1 Cal 5-100ng	5	✓	100.0	97.3	97.3
p1 Cal 6-250ng	6	✓	250.0	252.0	100.8
p1 Cal 7-500ng	7	✓	500.0	512.9	102.6
p1 Cal 8-1000ng	8	✓	1000.0	1025.0	102.5



AM #28 Multi-Drug Quant. Calibration Curve Report

Batch results D:\MassHunter\Data\2020\AM 27-28\031920 AM 27 28 SP\QuantResults\AM 28.batch.bin
Last Cal. Update 3/20/2020 8:29 AM
Analyst Name ISP\datastor
Analyte Oxazepam Internal Standard Oxazepam-D5

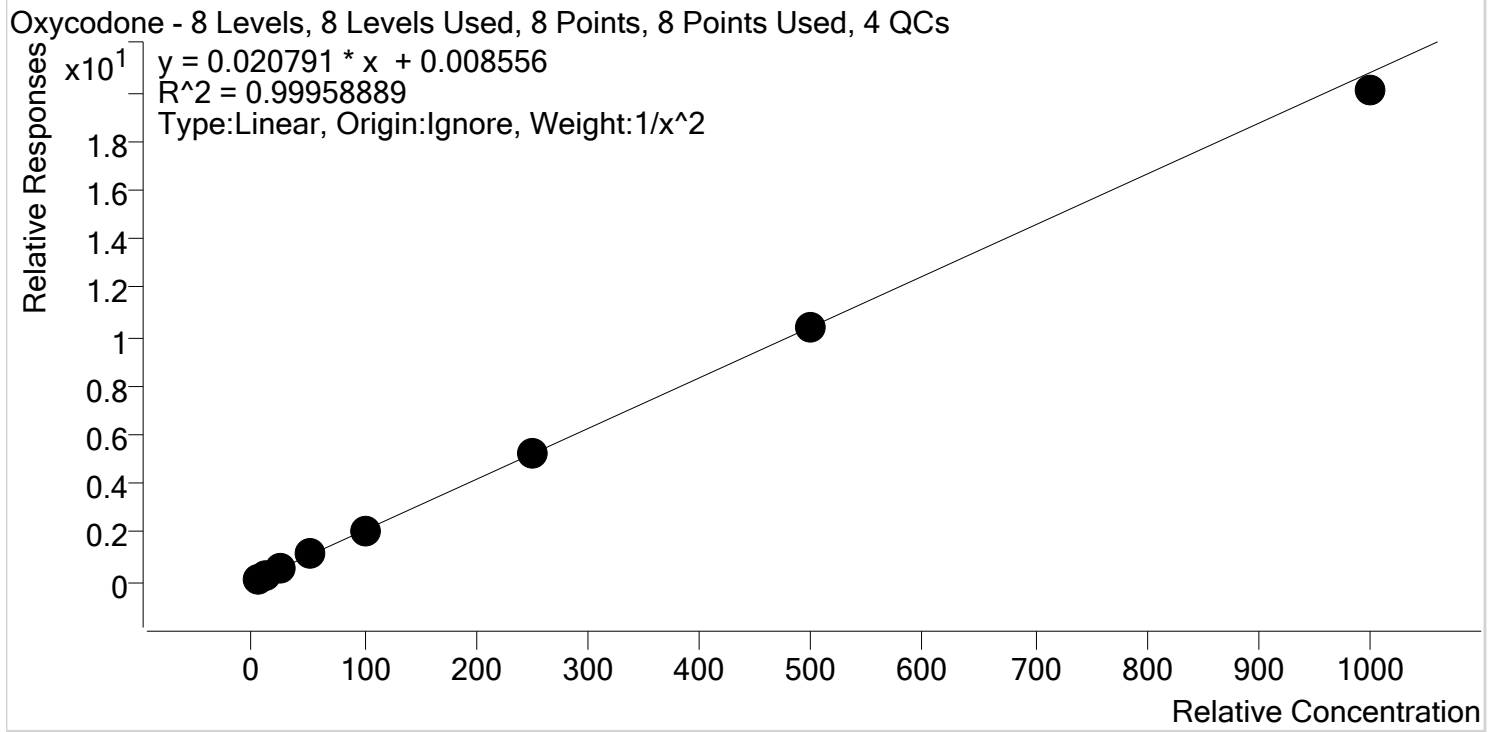


Sample	Level	Enabled	Expected Concentration	Final Concentration	Accuracy
p1 Cal 1-5ng	1	✓	5.0	4.9	98.6
p1 Cal 2- 10ng	2	✓	10.0	10.1	101.2
p1 Cal 3 -25ng	3	✓	25.0	25.4	101.6
p1 Cal 4-50ng	4	✓	50.0	52.3	104.5
p1 Cal 5-100ng	5	✓	100.0	101.6	101.6
p1 Cal 6-250ng	6	✓	250.0	256.6	102.6
p1 Cal 7-500ng	7	✓	500.0	492.2	98.4
p1 Cal 8-1000ng	8	✓	1000.0	914.6	91.5



AM #28 Multi-Drug Quant. Calibration Curve Report

Batch results D:\MassHunter\Data\2020\AM 27-28\031920 AM 27 28 SP\QuantResults\AM 28.batch.bin
Last Cal. Update 3/20/2020 8:29 AM
Analyst Name ISP\datastor
Analyte Oxycodone **Internal Standard** Oxycodone-D6

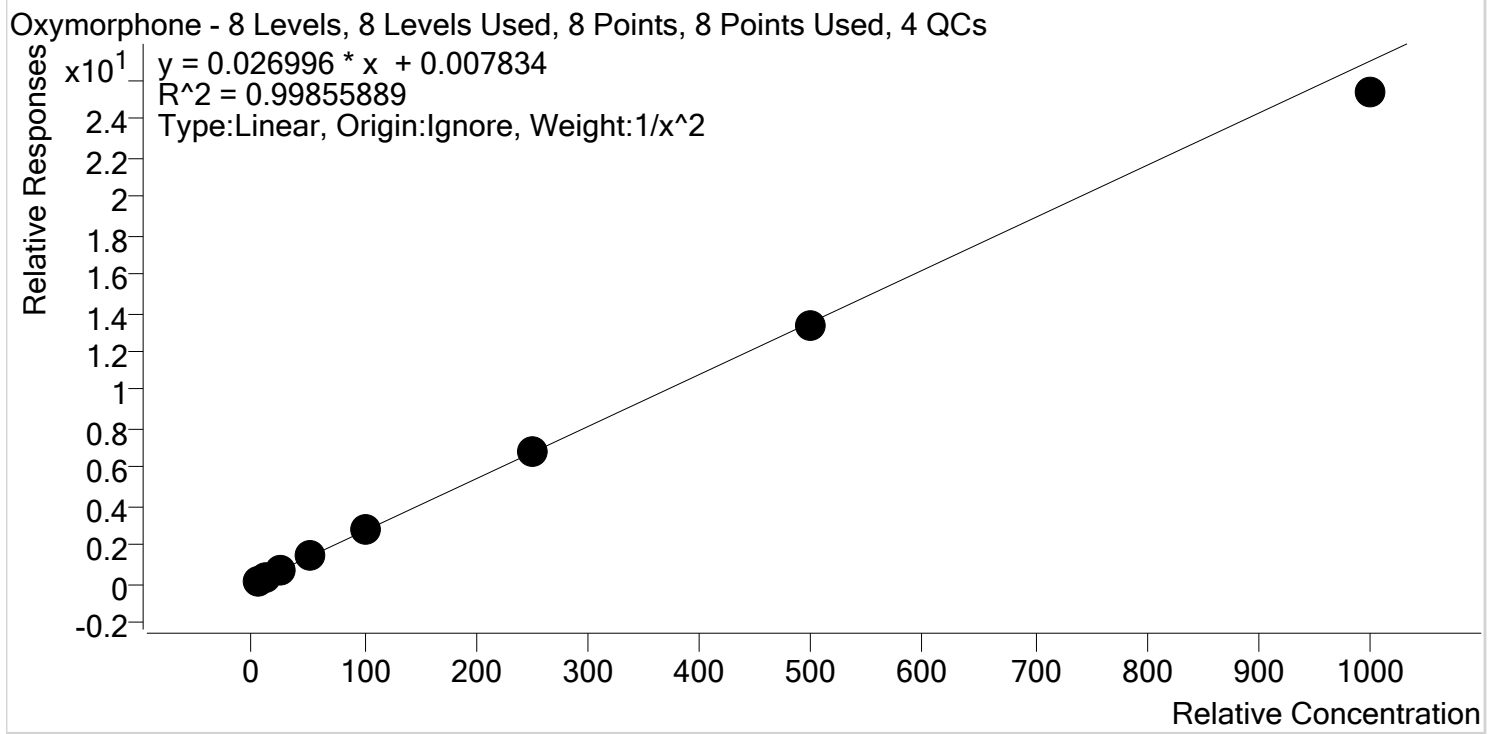


Sample	Level	Enabled	Expected Concentration	Final Concentration	Accuracy
p1 Cal 1-5ng	1	✓	5.0	5.0	99.9
p1 Cal 2- 10ng	2	✓	10.0	10.0	99.6
p1 Cal 3 -25ng	3	✓	25.0	25.2	100.6
p1 Cal 4-50ng	4	✓	50.0	51.3	102.6
p1 Cal 5-100ng	5	✓	100.0	99.4	99.4
p1 Cal 6-250ng	6	✓	250.0	252.6	101.0
p1 Cal 7-500ng	7	✓	500.0	502.1	100.4
p1 Cal 8-1000ng	8	✓	1000.0	964.5	96.4



AM #28 Multi-Drug Quant. Calibration Curve Report

Batch results D:\MassHunter\Data\2020\AM 27-28\031920 AM 27 28 SP\QuantResults\AM 28.batch.bin
Last Cal. Update 3/20/2020 8:29 AM
Analyst Name ISP\datastor
Analyte Oxymorphone **Internal Standard** Oxymorphone-D3



Sample	Level	Enabled	Expected Concentration	Final Concentration	Accuracy
p1 Cal 1-5ng	1	✓	5.0	5.0	99.5
p1 Cal 2- 10ng	2	✓	10.0	10.0	99.5
p1 Cal 3 -25ng	3	✓	25.0	25.3	101.0
p1 Cal 4-50ng	4	✓	50.0	53.0	106.0
p1 Cal 5-100ng	5	✓	100.0	99.8	99.8
p1 Cal 6-250ng	6	✓	250.0	253.0	101.2
p1 Cal 7-500ng	7	✓	500.0	495.4	99.1
p1 Cal 8-1000ng	8	✓	1000.0	939.6	94.0

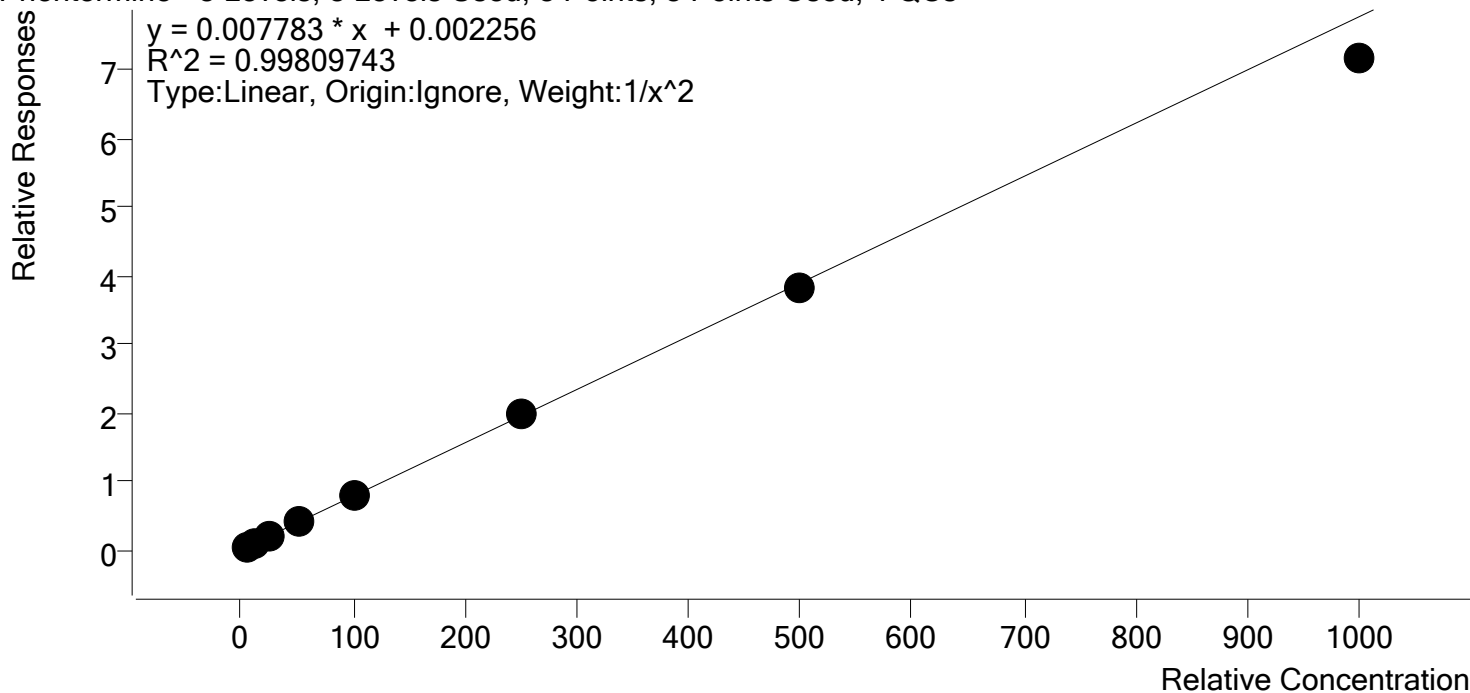


\$

AM #28 Multi-Drug Quant. Calibration Curve Report

Batch results D:\MassHunter\Data\2020\AM 27-28\031920 AM 27 28 SP\QuantResults\AM 28.batch.bin
Last Cal. Update 3/20/2020 8:29 AM
Analyst Name ISP\datastor
Analyte Phentermine **Internal Standard** Phentermine-D5

Phentermine - 8 Levels, 8 Levels Used, 8 Points, 8 Points Used, 4 QCs



Sample	Level	Enabled	Expected Concentration	Final Concentration	Accuracy
p1 Cal 1-5ng	1	✓	5.0	5.0	99.1
p1 Cal 2- 10ng	2	✓	10.0	10.0	99.9
p1 Cal 3 -25ng	3	✓	25.0	25.5	101.9
p1 Cal 4-50ng	4	✓	50.0	52.5	105.0
p1 Cal 5-100ng	5	✓	100.0	102.1	102.1
p1 Cal 6-250ng	6	✓	250.0	253.9	101.6
p1 Cal 7-500ng	7	✓	500.0	491.8	98.4
p1 Cal 8-1000ng	8	✓	1000.0	921.3	92.1

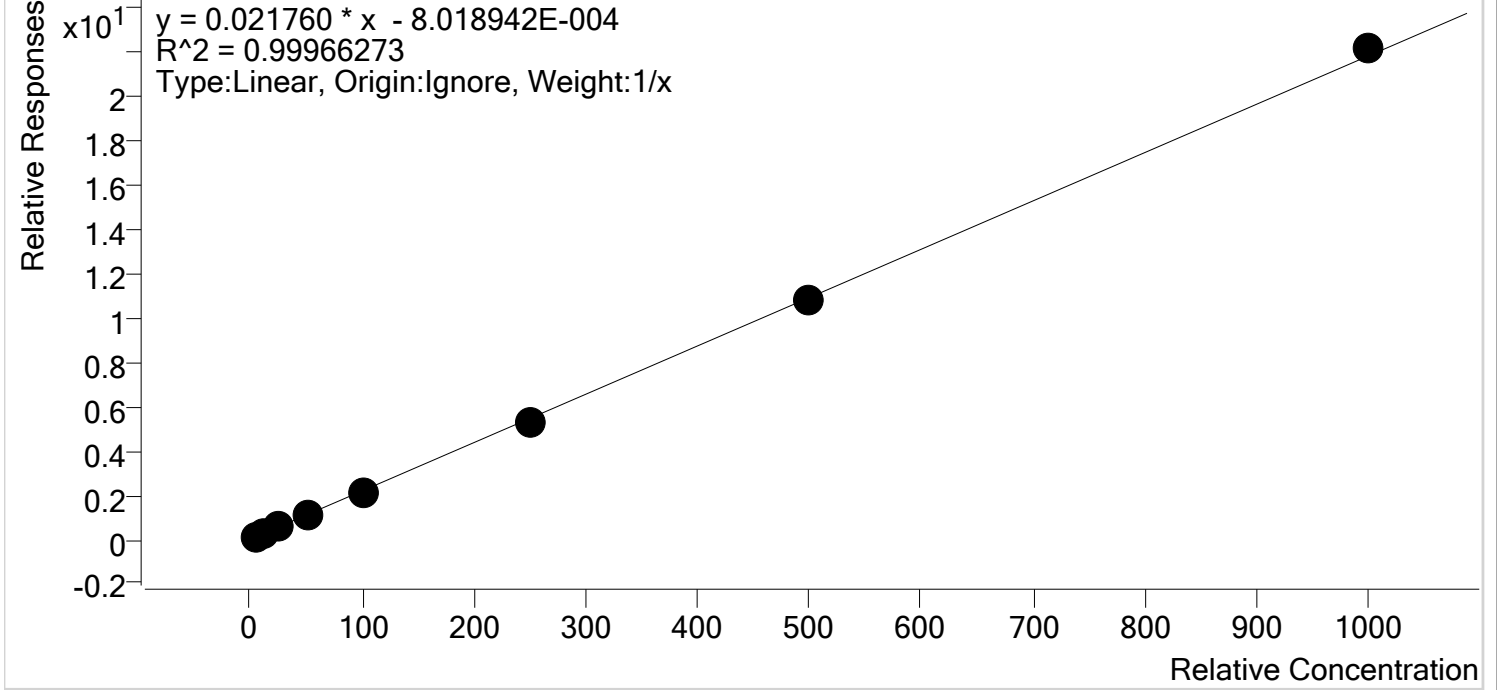
\$



AM #28 Multi-Drug Quant. Calibration Curve Report

Batch results D:\MassHunter\Data\2020\AM 27-28\031920 AM 27 28 SP\QuantResults\AM 28.batch.bin
Last Cal. Update 3/20/2020 8:29 AM
Analyst Name ISP\datastor
Analyte Promethazine **Internal Standard** Promethazine-D3

Promethazine - 8 Levels, 8 Levels Used, 8 Points, 8 Points Used, 4 QCs

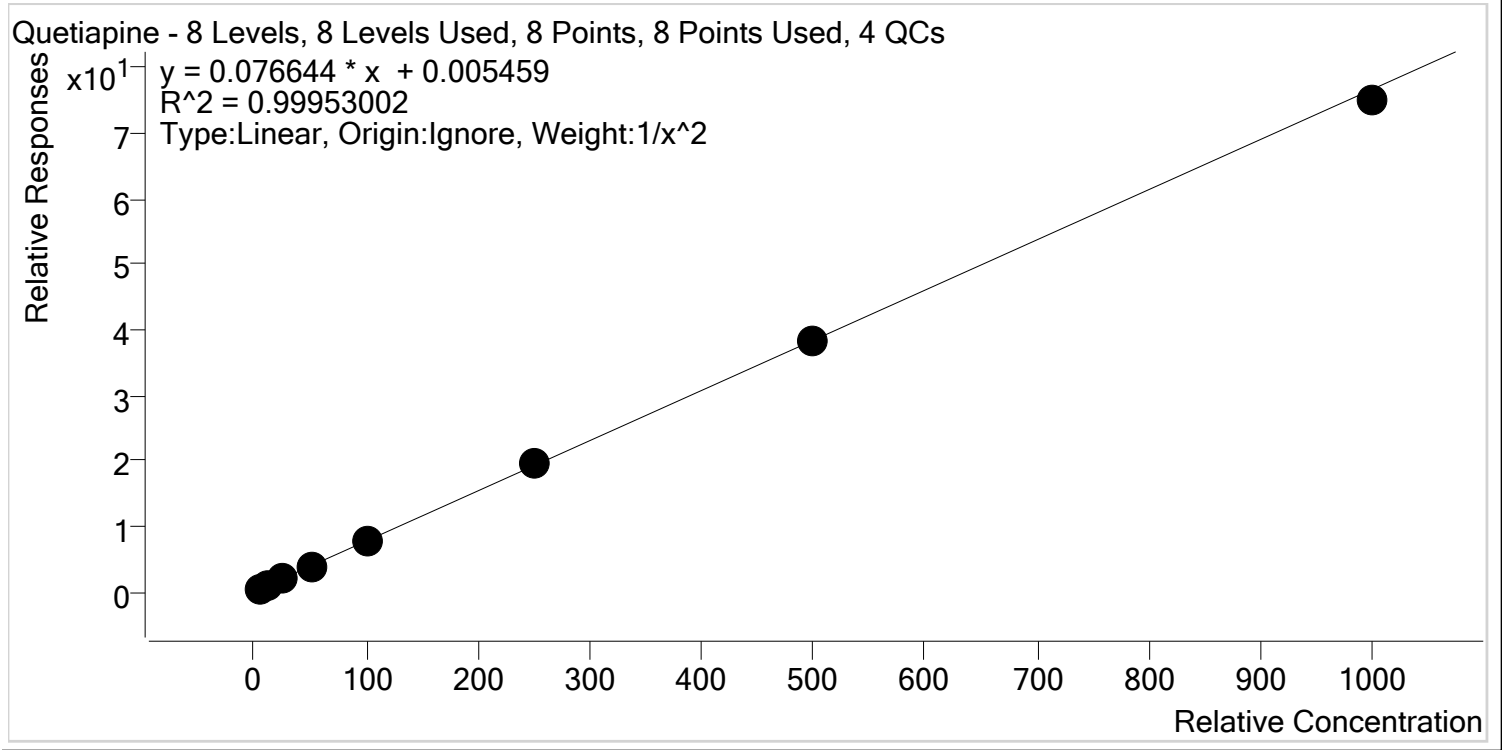


Sample	Level	Enabled	Expected Concentration	Final Concentration	Accuracy
p1 Cal 1-5ng	1	✓	5.0	5.2	103.5
p1 Cal 2- 10ng	2	✓	10.0	10.1	100.6
p1 Cal 3 -25ng	3	✓	25.0	25.1	100.4
p1 Cal 4-50ng	4	✓	50.0	50.6	101.2
p1 Cal 5-100ng	5	✓	100.0	96.6	96.6
p1 Cal 6-250ng	6	✓	250.0	244.2	97.7
p1 Cal 7-500ng	7	✓	500.0	492.9	98.6
p1 Cal 8-1000ng	8	✓	1000.0	1015.4	101.5



AM #28 Multi-Drug Quant. Calibration Curve Report

Batch results D:\MassHunter\Data\2020\AM 27-28\031920 AM 27 28 SP\QuantResults\AM 28.batch.bin
Last Cal. Update 3/20/2020 8:29 AM
Analyst Name ISP\datastor
Analyte Quetiapine **Internal Standard** Quetiapine-D8

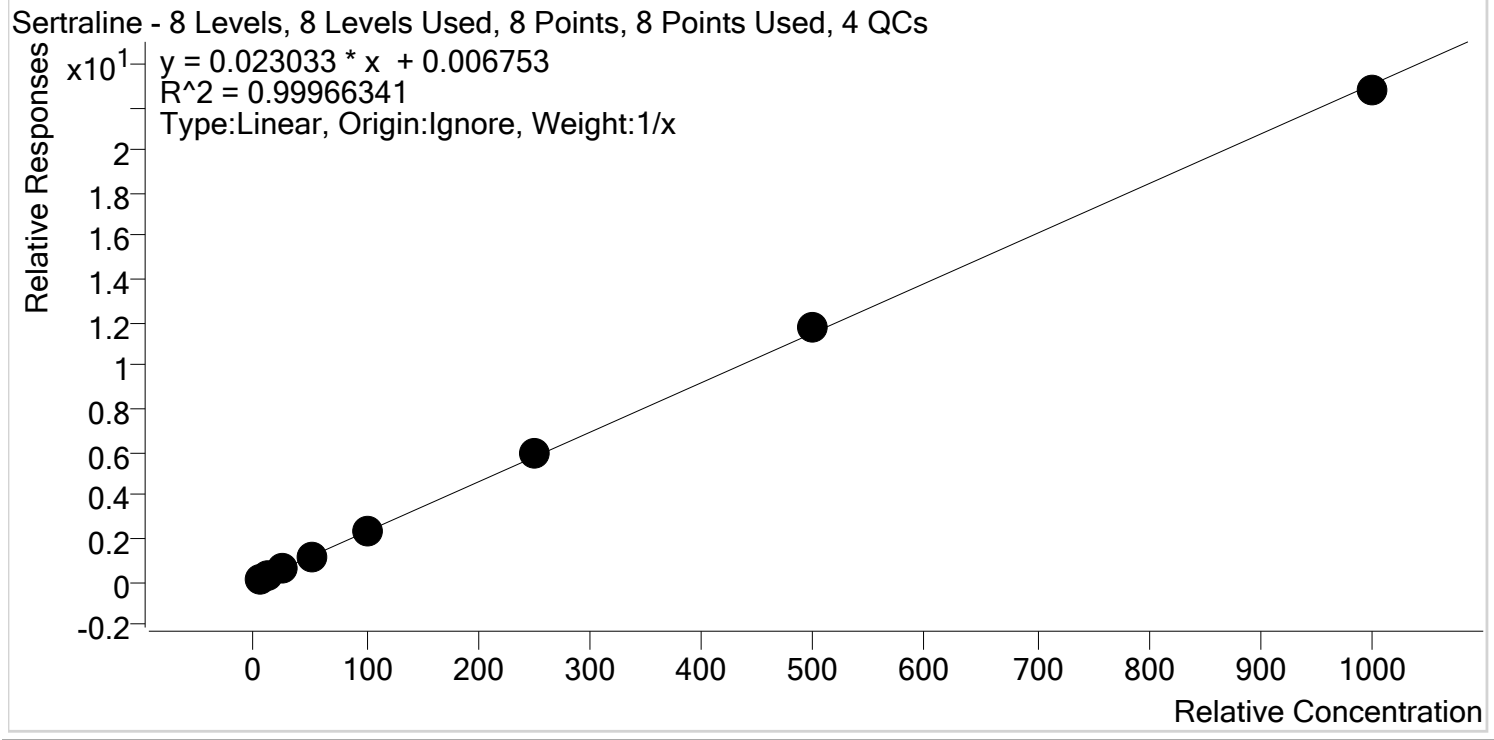


Sample	Level	Enabled	Expected Concentration	Final Concentration	Accuracy
p1 Cal 1-5ng	1	✓	5.0	5.0	101.0
p1 Cal 2- 10ng	2	✓	10.0	9.8	97.6
p1 Cal 3 -25ng	3	✓	25.0	24.8	99.4
p1 Cal 4-50ng	4	✓	50.0	51.7	103.3
p1 Cal 5-100ng	5	✓	100.0	100.1	100.1
p1 Cal 6-250ng	6	✓	250.0	253.2	101.3
p1 Cal 7-500ng	7	✓	500.0	497.9	99.6
p1 Cal 8-1000ng	8	✓	1000.0	977.6	97.8



AM #28 Multi-Drug Quant. Calibration Curve Report

Batch results D:\MassHunter\Data\2020\AM 27-28\031920 AM 27 28 SP\QuantResults\AM 28.batch.bin
Last Cal. Update 3/20/2020 8:29 AM
Analyst Name ISP\datastor
Analyte Sertraline **Internal Standard** Sertraline-D3



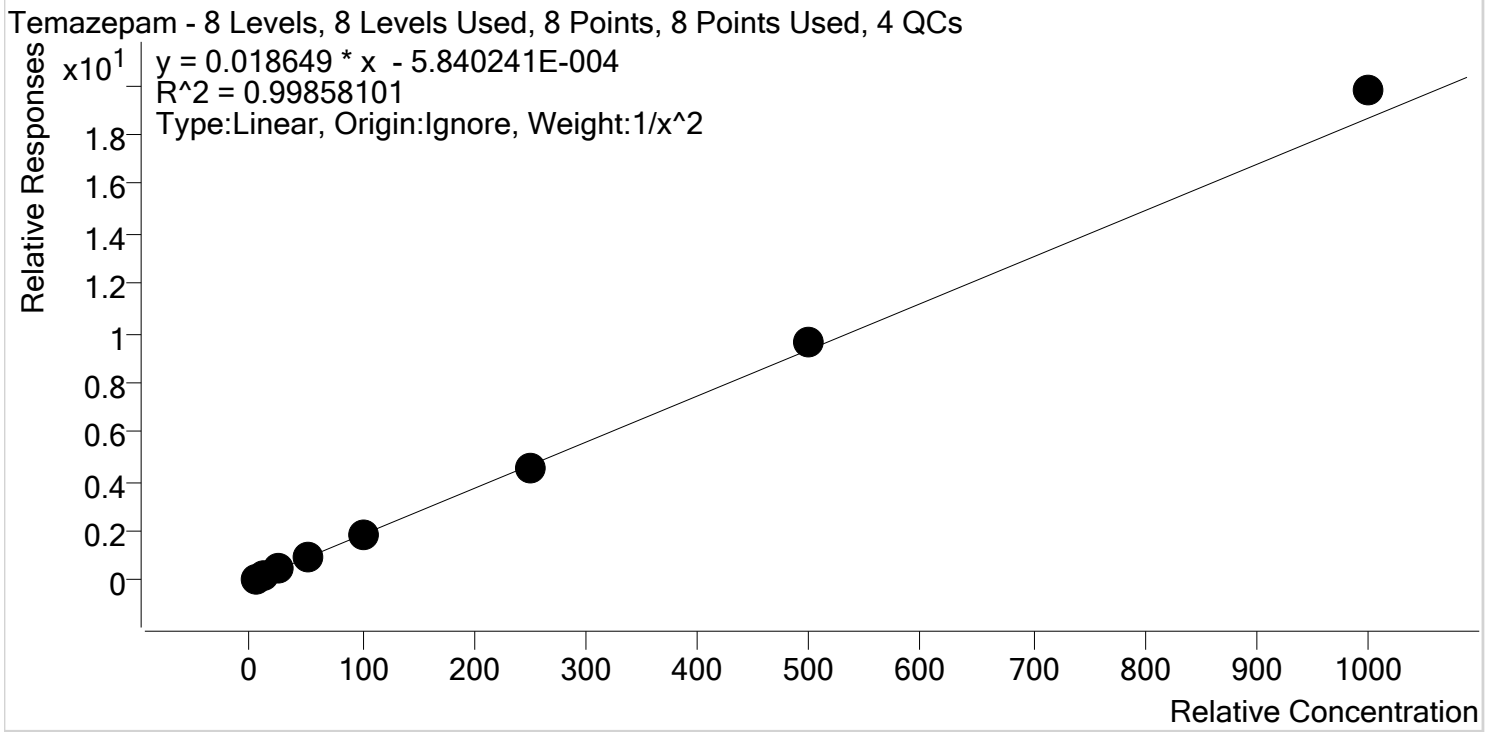
Sample	Level	Enabled	Expected Concentration	Final Concentration	Accuracy
p1 Cal 1-5ng	1	✓	5.0	5.5	110.5
p1 Cal 2- 10ng	2	✓	10.0	9.2	92.2
p1 Cal 3 -25ng	3	✓	25.0	24.1	96.6
p1 Cal 4-50ng	4	✓	50.0	49.1	98.1
p1 Cal 5-100ng	5	✓	100.0	100.0	100.0
p1 Cal 6-250ng	6	✓	250.0	254.8	101.9
p1 Cal 7-500ng	7	✓	500.0	509.7	101.9
p1 Cal 8-1000ng	8	✓	1000.0	987.6	98.8

\$



AM #28 Multi-Drug Quant. Calibration Curve Report

Batch results D:\MassHunter\Data\2020\AM 27-28\031920 AM 27 28 SP\QuantResults\AM 28.batch.bin
Last Cal. Update 3/20/2020 8:29 AM
Analyst Name ISP\datastor
Analyte Temazepam **Internal Standard** Temazepam-D5



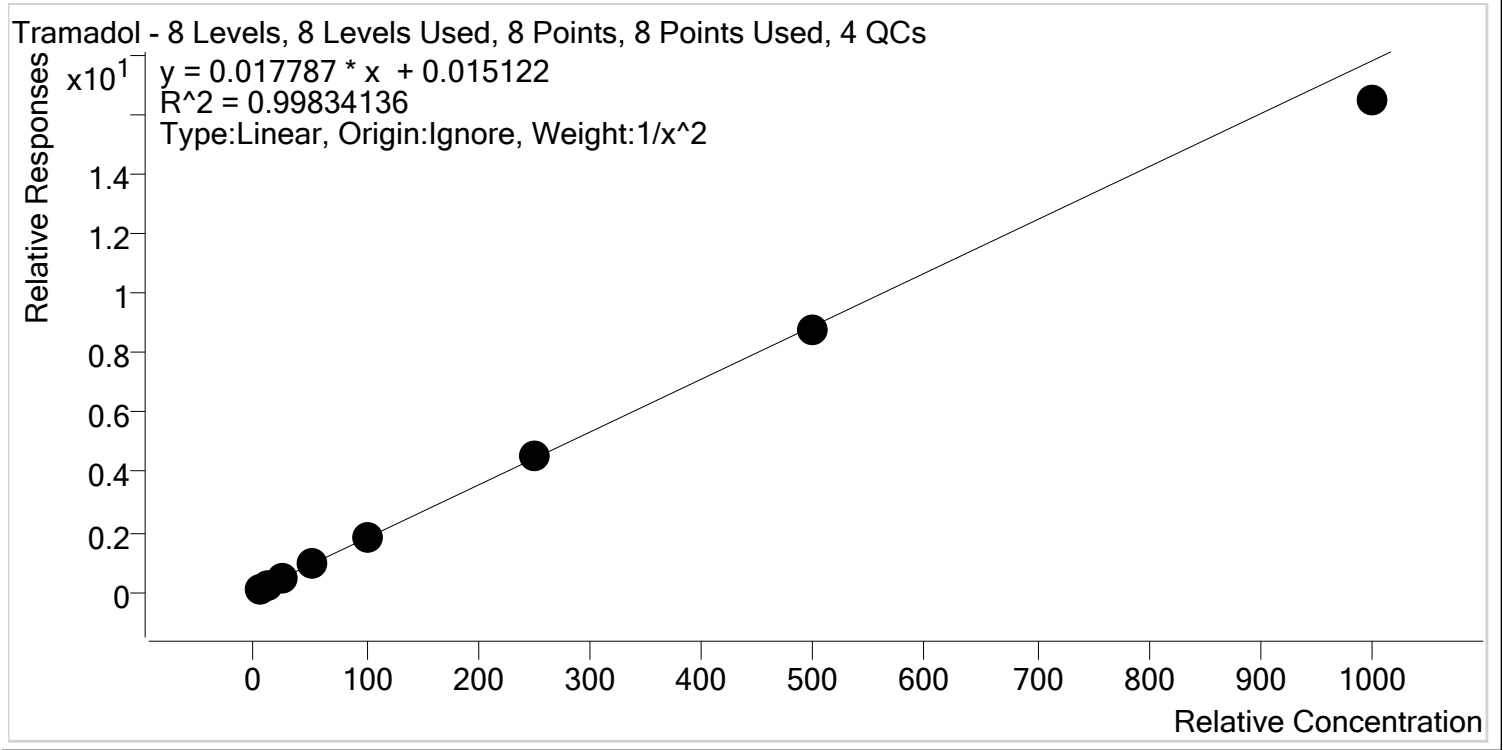
Sample	Level	Enabled	Expected Concentration	Final Concentration	Accuracy
p1 Cal 1-5ng	1	✓	5.0	5.1	101.5
p1 Cal 2- 10ng	2	✓	10.0	9.9	99.1
p1 Cal 3 -25ng	3	✓	25.0	23.9	95.7
p1 Cal 4-50ng	4	✓	50.0	49.4	98.9
p1 Cal 5-100ng	5	✓	100.0	97.2	97.2
p1 Cal 6-250ng	6	✓	250.0	246.9	98.8
p1 Cal 7-500ng	7	✓	500.0	513.8	102.8
p1 Cal 8-1000ng	8	✓	1000.0	1059.7	106.0

\$



AM #28 Multi-Drug Quant. Calibration Curve Report

Batch results D:\MassHunter\Data\2020\AM 27-28\031920 AM 27 28 SP\QuantResults\AM 28.batch.bin
Last Cal. Update 3/20/2020 8:29 AM
Analyst Name ISP\datastor
Analyte Tramadol **Internal Standard** Tramadol-13C-D3



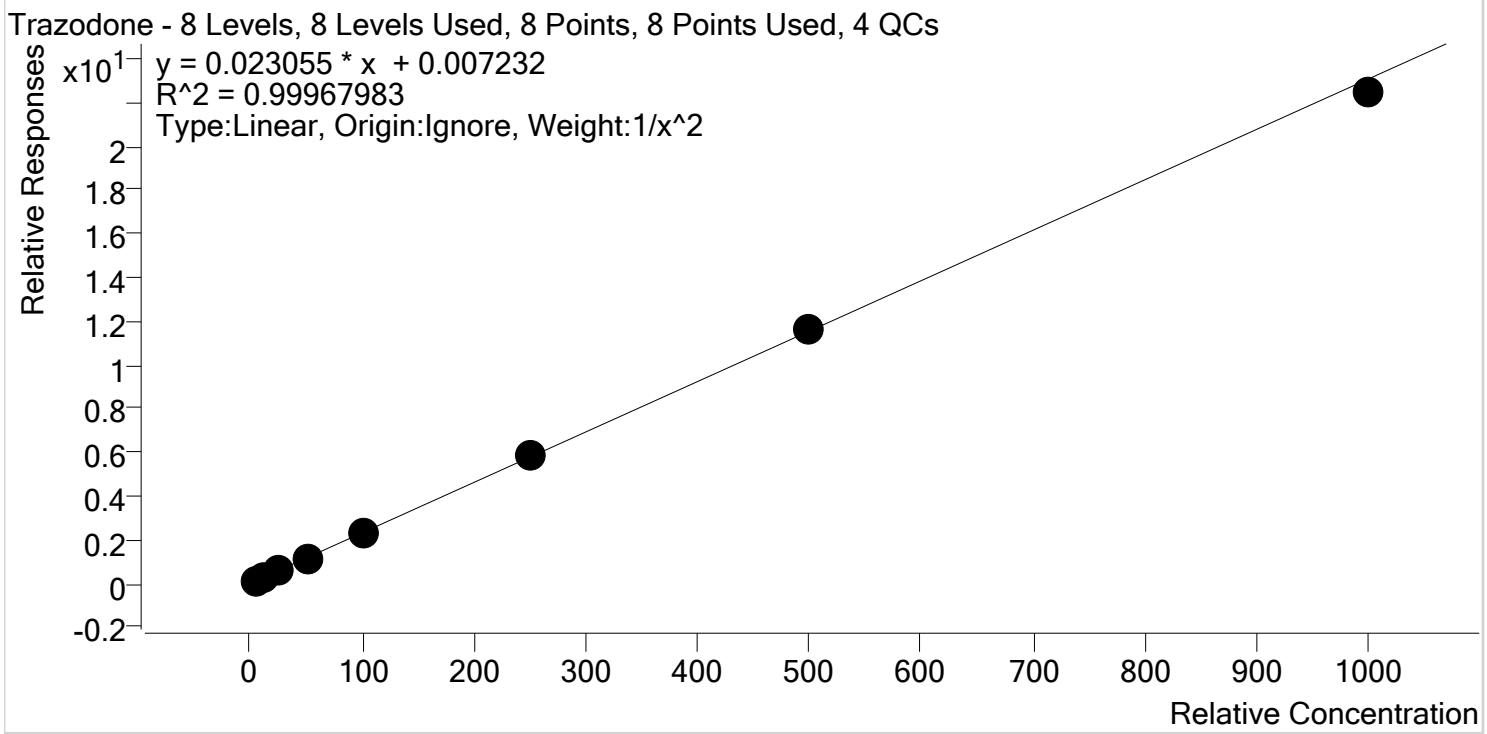
Sample	Level	Enabled	Expected Concentration	Final Concentration	Accuracy
p1 Cal 1-5ng	1	✓	5.0	4.9	98.7
p1 Cal 2- 10ng	2	✓	10.0	10.1	100.6
p1 Cal 3 -25ng	3	✓	25.0	25.7	102.7
p1 Cal 4-50ng	4	✓	50.0	52.1	104.1
p1 Cal 5-100ng	5	✓	100.0	100.2	100.2
p1 Cal 6-250ng	6	✓	250.0	254.8	101.9
p1 Cal 7-500ng	7	✓	500.0	495.6	99.1
p1 Cal 8-1000ng	8	✓	1000.0	924.9	92.5

\$



AM #28 Multi-Drug Quant. Calibration Curve Report

Batch results D:\MassHunter\Data\2020\AM 27-28\031920 AM 27 28 SP\QuantResults\AM 28.batch.bin
Last Cal. Update 3/20/2020 8:29 AM
Analyst Name ISP\datastor
Analyte Trazodone **Internal Standard** Trazodone-D6



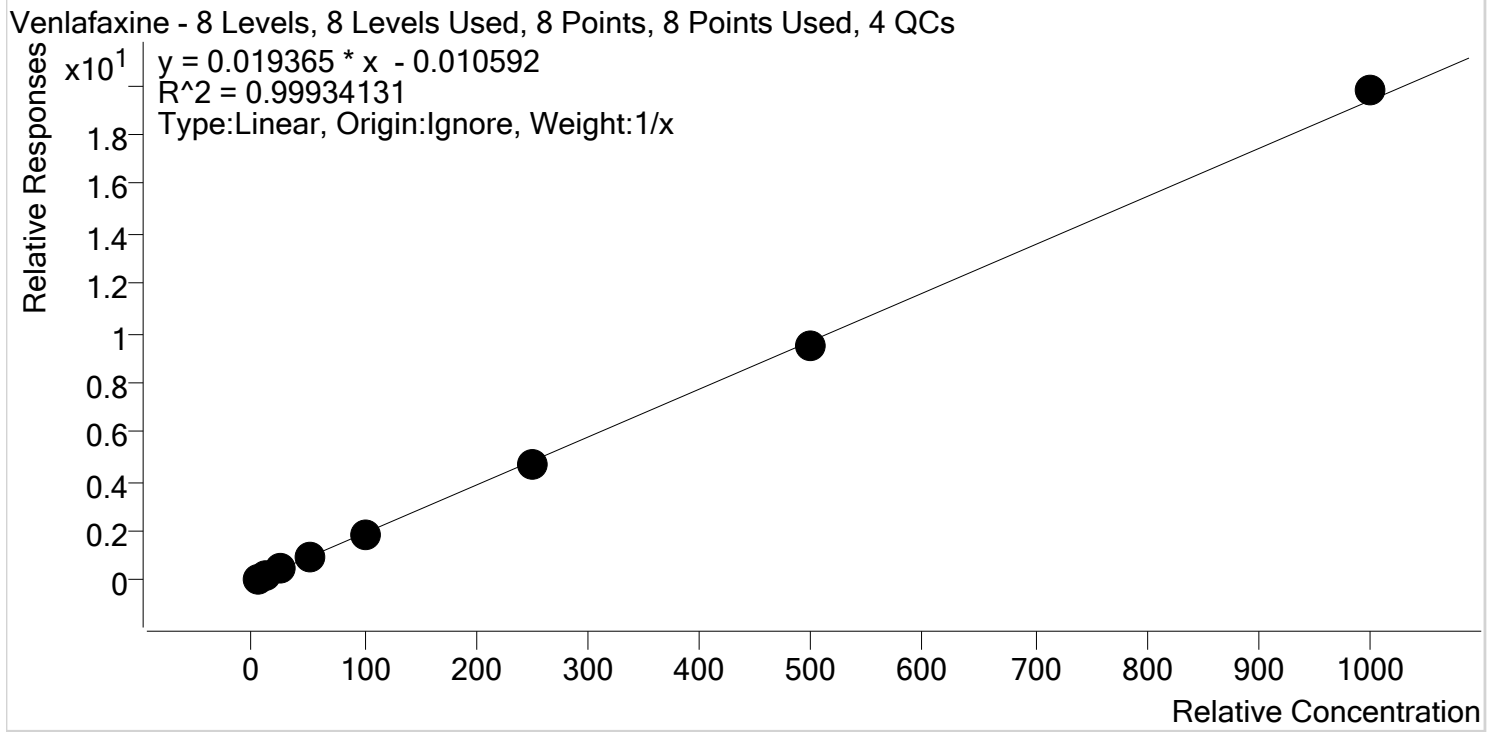
Sample	Level	Enabled	Expected Concentration	Final Concentration	Accuracy
p1 Cal 1-5ng	1	✓	5.0	5.0	99.8
p1 Cal 2- 10ng	2	✓	10.0	10.1	100.7
p1 Cal 3 -25ng	3	✓	25.0	24.8	99.1
p1 Cal 4-50ng	4	✓	50.0	50.4	100.8
p1 Cal 5-100ng	5	✓	100.0	98.9	98.9
p1 Cal 6-250ng	6	✓	250.0	255.7	102.3
p1 Cal 7-500ng	7	✓	500.0	505.5	101.1
p1 Cal 8-1000ng	8	✓	1000.0	973.2	97.3

\$



AM #28 Multi-Drug Quant. Calibration Curve Report

Batch results D:\MassHunter\Data\2020\AM 27-28\031920 AM 27 28 SP\QuantResults\AM 28.batch.bin
Last Cal. Update 3/20/2020 8:29 AM
Analyst Name ISP\datastor
Analyte Venlafaxine **Internal Standard** Venlafaxine-D6



Sample	Level	Enabled	Expected Concentration	Final Concentration	Accuracy
p1 Cal 1-5ng	1	✓	5.0	5.6	111.2
p1 Cal 2- 10ng	2	✓	10.0	10.2	102.0
p1 Cal 3 -25ng	3	✓	25.0	24.1	96.5
p1 Cal 4-50ng	4	✓	50.0	49.1	98.2
p1 Cal 5-100ng	5	✓	100.0	94.3	94.3
p1 Cal 6-250ng	6	✓	250.0	242.9	97.1
p1 Cal 7-500ng	7	✓	500.0	493.1	98.6
p1 Cal 8-1000ng	8	✓	1000.0	1020.7	102.1

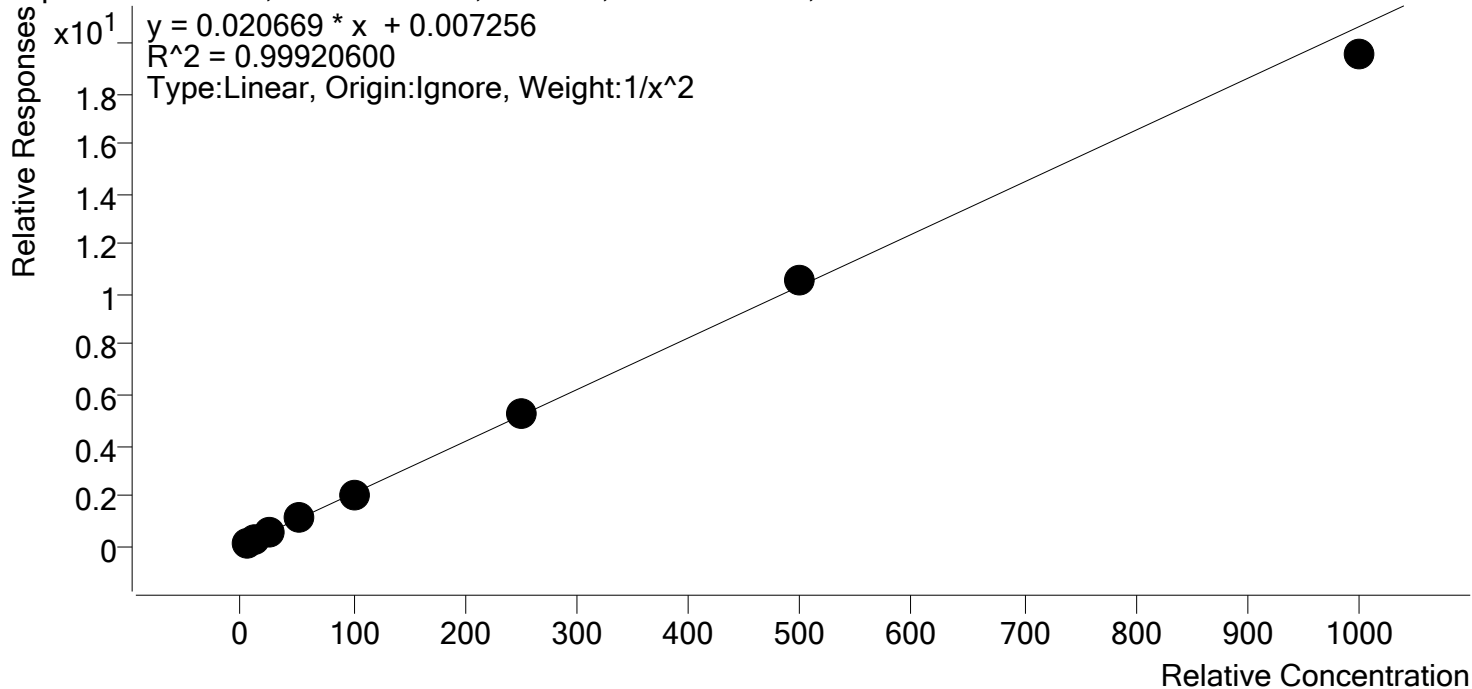
\$



AM #28 Multi-Drug Quant. Calibration Curve Report

Batch results D:\MassHunter\Data\2020\AM 27-28\031920 AM 27 28 SP\QuantResults\AM 28.batch.bin
Last Cal. Update 3/20/2020 8:29 AM
Analyst Name ISP\datastor
Analyte Zolpidem **Internal Standard** Zolpidem-D6

Zolpidem - 8 Levels, 8 Levels Used, 8 Points, 8 Points Used, 4 QCs



Sample	Level	Enabled	Expected Concentration	Final Concentration	Accuracy
p1 Cal 1-5ng	1	✓	5.0	5.0	99.8
p1 Cal 2- 10ng	2	✓	10.0	10.0	100.4
p1 Cal 3 -25ng	3	✓	25.0	24.9	99.5
p1 Cal 4-50ng	4	✓	50.0	50.4	100.8
p1 Cal 5-100ng	5	✓	100.0	100.2	100.2
p1 Cal 6-250ng	6	✓	250.0	256.3	102.5
p1 Cal 7-500ng	7	✓	500.0	511.3	102.3
p1 Cal 8-1000ng	8	✓	1000.0	946.0	94.6

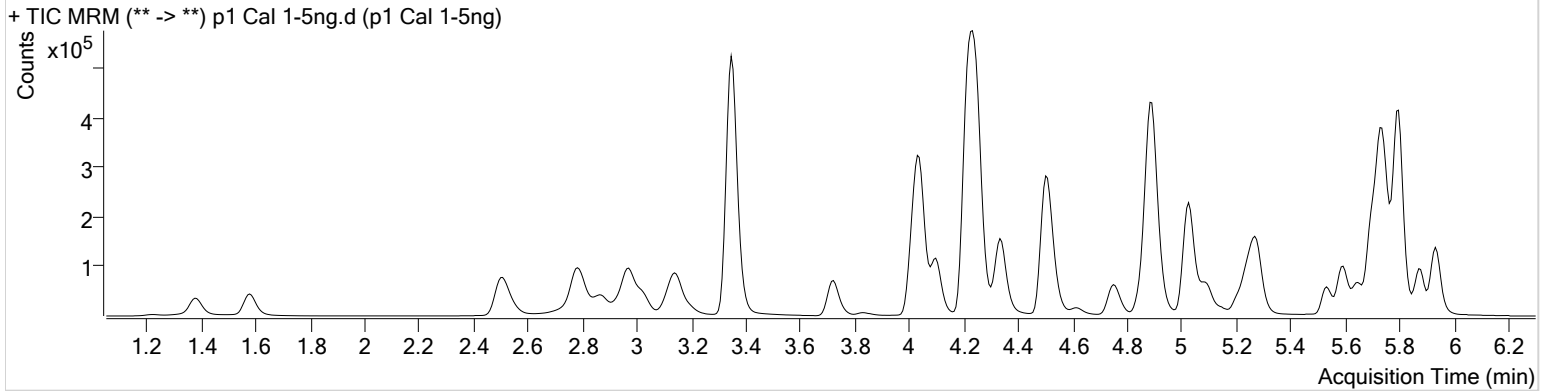
AM #28 Multi-Drug Quant. Results



Batch results D:\MassHunter\Data\2020\AM 27-28\031920 AM 27 28 SP\QuantResults\AM 28.batch.bin
Calibration Last Update 3/20/2020 8:29:50 AM

Instrument	Falco	Data File	p1 Cal 1-5ng.d
Type	Cal	Sample	p1 Cal 1-5ng
Acq. Method	MDQ P1 01112020.m	Operator	Sarah Pickle
Sample Position	P1-A1	Comment	
Injection Volume	2		
Acq. Date-Time	3/19/2020 1:52:19 PM		

Sample Chromatogram



Name	RT	Resp.	S/N	Ratio	S/N	ISTD Resp.	Final Conc.
6-MAM	3.116	1225	∞	62.6	85.86	51058	0.5152 ng/ml
7-aminoclonazepam	4.244	24666	402.62	79.8	398.76	193049	4.8587 ng/ml
a-hydroxyalprazolam	5.680	11835	131.54	60.8	∞	52719	4.9700 ng/ml
alpha-PVP	4.344	41535	∞	52.1	720.79	370409	5.3818 ng/ml
Alprazolam	5.756	44527	452.80	103.5	749.06	223508	5.5278 ng/ml
Amphetamine	3.028	44159	886.12	53.4	389.61	105754	4.8193 ng/ml
Benzoylcegonine	3.860	2064	∞	9.6	12.59	15536	5.0003 ng/ml
Bupropion	4.766	23398	393.54	58.3	349.82	164774	5.0789 ng/ml
Carisoprodol	5.705	37222	4679.24	53.9	38.08	352173	4.9542 ng/ml
Citalopram	5.209	10578	348.72	41.9	5926.25	98027	5.2420 ng/ml
Clonazepam	5.593	51409	362.64	34.5	∞	122159	4.9736 ng/ml
Cocaine	4.243	56855	5813.62	44.8	616.63	873130	5.3467 ng/ml
Codeine	2.556	7324	1254.98	101.2	2080.50	65271	4.9423 ng/ml
Cyclobenzaprine	5.617	4332	∞	10.0	22.64	33390	5.0355 ng/ml
Dextromethorphan	5.252	4618	13823.46	84.1	550.92	41652	5.3672 ng/ml
Dextrorphan	4.106	9978	699.44	211.7	1239.93	249333	5.1412 ng/ml
Diazepam	5.941	31007	1504.84	87.3	198.71	282788	5.0463 ng/ml
Dihydrocodeine	2.534	18741	5080.70	66.8	6318.28	203710	4.8174 ng/ml
Diphenhydramine	5.279	21725	231.44	34.1	994.03	313779	5.2238 ng/ml
Doxylamine	4.521	91495	3992.70	96.6	397.24	768013	4.8334 ng/ml
EDDP	5.244	18301	781.22	42.3	2071.33	193932	4.9998 ng/ml
Fentanyl	5.086	474	57.35	68.7	897.59	50396	0.5071 ng/ml
Fluoxetine	5.702	4056	468.32	10.1	1267.12	34986	4.7858 ng/ml
Hydrocodone	2.998	20849	59.33	39.2	103.09	254994	4.8125 ng/ml
Hydromorphone	1.587	16300	374.14	79.8	216.93	119902	5.0108 ng/ml
Ketamine	4.033	50968	1197.10	38.6	168.88	452203	4.9778 ng/ml
Lamotrigine	4.261	5044	1183.28	81.7	1090.35	452203	4.8606 ng/ml
Lorazepam	5.734	44484	∞	55.1	∞	122159	4.8400 ng/ml
Meprobamate	4.881	18171	10392.72	25.2	708.60	184735	4.9153 ng/ml
Methadone	5.648	12355	264.79	53.3	146.79	116301	5.3622 ng/ml
Methamphetamine	3.202	23854	177.53	41.7	99.28	171629	5.0142 ng/ml
Metoprolol	4.306	6715	10491.41	101.3	273.21	1091875	5.0427 ng/ml
Mirtazapine	4.616	23612	630.73	47.8	807.94	370409	5.0044 ng/ml

AM #28 Multi-Drug Quant. Results



Name	RT	Resp.	S/N	Ratio	S/N	ISTD Resp.	Final Conc.
Mitragynine	5.227	1721	1864.01	36.0	2130.72	116301	4.8387 ng/ml
Morphine	1.226	2391	2089.43	22.5	109.47	4831	4.8808 ng/ml
Nordiazepam	5.881	29274	529.67	55.8	426.82	181487	4.9856 ng/ml
Norfentanyl	4.061	7513	9473.11	36.8	66.27	611726	0.5149 ng/ml
Norhydrocodone	3.046	1752	181.84	43.2	18.80	38411	5.2122 ng/ml
Noroxycodone	2.889	19305	205.68	49.3	13.64	119882	5.0152 ng/ml
O-desmethyl-tramadol	3.354	129757	2527.96	6.2	273.01	1382669	5.0530 ng/ml
Oxazepam	5.738	49963	∞	73.1	∞	600248	4.9287 ng/ml
Oxycodone	2.814	41695	625.02	31.8	496.83	371073	4.9928 ng/ml
Oxymorphone	1.383	15904	178.40	48.8	749.25	111943	4.9726 ng/ml
Phentermine	3.758	8777	∞	2.8	14.93	215004	4.9552 ng/ml
Promethazine	5.534	9612	238.61	29.5	143.47	86000	5.1732 ng/ml
Quetiapine	5.551	15080	124.43	61.5	447.96	38432	5.0482 ng/ml
Sertraline	5.770	2536	90.37	76.3	5394.33	18929	5.5238 ng/ml
Temazepam	5.805	82427	866.27	30.4	156.45	876302	5.0752 ng/ml
Tramadol	4.226	112378	10139.65	3.3	173.17	1091875	4.9362 ng/ml
Trazodone	5.154	17104	∞	82.2	1112.41	139911	4.9887 ng/ml
Venlafaxine	5.027	57436	1980.99	35.6	297.61	591847	5.5583 ng/ml
Zolpidem	4.911	128465	∞	27.7	503.47	1164215	4.9876 ng/ml

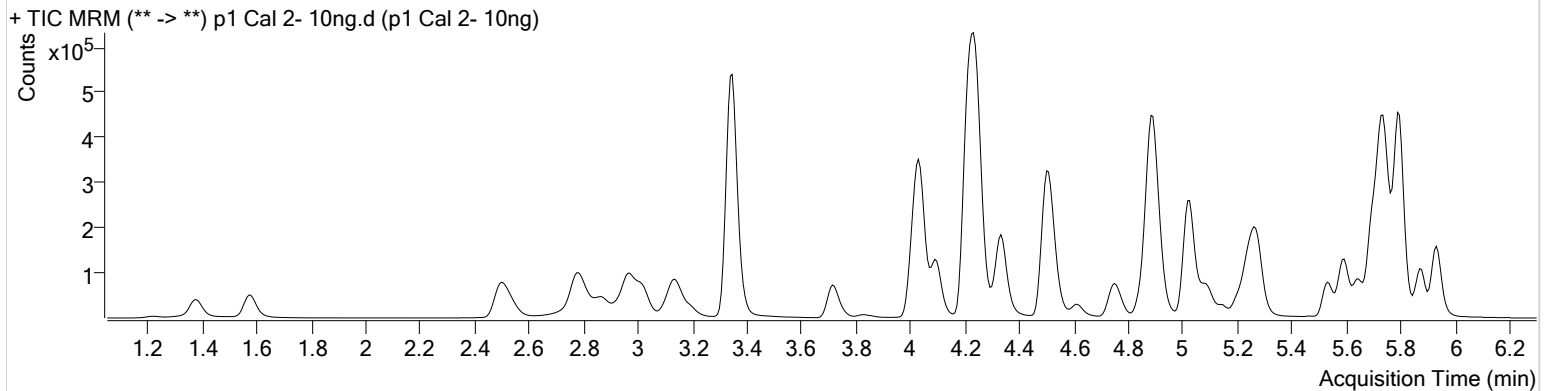
AM #28 Multi-Drug Quant. Results



Batch results D:\MassHunter\Data\2020\AM 27-28\031920 AM 27 28 SP\QuantResults\AM 28.batch.bin
Calibration Last Update 3/20/2020 8:29:50 AM

Instrument	Falco	Data File	p1 Cal 2- 10ng.d
Type	Cal	Sample	p1 Cal 2- 10ng
Acq. Method	MDQ P1 01112020.m	Operator	Sarah Pickle
Sample Position	P1-B1	Comment	
Injection Volume	2		
Acq. Date-Time	3/19/2020 2:03:05 PM		

Sample Chromatogram



Name	RT	Resp.	S/N	Ratio	S/N	ISTD Resp.	Final Conc.
6-MAM	3.109	2110	232.37	77.5	3396.00	49047	0.9521 ng/ml
7-aminoclonazepam	4.237	47851	2523.38	79.6	∞	191119	10.2606 ng/ml
a-hydroxyalprazolam	5.680	22398	586.16	62.0	279.62	51054	10.0575 ng/ml
alpha-PVP	4.344	84211	587.60	50.9	336.82	382515	10.1218 ng/ml
Alprazolam	5.756	85176	672.09	104.3	803.02	226630	9.9597 ng/ml
Amphetamine	3.021	89674	1734.90	53.3	1325.90	106760	10.3484 ng/ml
Benzoylcegonine	3.853	4196	1016.52	7.2	59.36	15847	10.1502 ng/ml
Buprenorphine	5.841	987	18.52	15.1	260.33	34277	1.0373 ng/ml
Bupropion	4.766	49046	1531.92	57.4	1130.43	176328	9.9853 ng/ml
Carisoprodol	5.705	71852	9213.56	54.4	343.96	346690	10.0957 ng/ml
Citalopram	5.209	23027	297.96	39.3	1273.54	106338	10.1496 ng/ml
Clonazepam	5.593	100742	∞	34.5	∞	121413	10.0264 ng/ml
Cocaine	4.243	109704	1153.91	44.9	728.70	865262	10.0627 ng/ml
Codeine	2.550	14156	390.25	101.5	106.23	64040	10.0853 ng/ml
Cyclobenzaprine	5.617	10854	36594.21	9.1	41.15	42115	10.0259 ng/ml
Dextromethorphan	5.252	10419	1775.85	78.7	229.26	48618	10.0750 ng/ml
Dextrorphan	4.100	19176	∞	214.7	527.55	252152	9.9335 ng/ml
Diazepam	5.941	59096	1055.09	87.9	506.28	280348	9.8850 ng/ml
Dihydrocodeine	2.528	35834	3815.64	67.2	901.64	198449	10.2356 ng/ml
Diphenhydramine	5.279	48035	382.71	32.6	2194.80	353109	10.0034 ng/ml
Doxylamine	4.521	181667	11061.35	97.8	28676.17	781689	9.8287 ng/ml
EDDP	5.244	44189	452.06	41.3	3297.38	238332	9.9912 ng/ml
Fentanyl	5.086	1175	50.20	71.6	2678.86	64124	1.0013 ng/ml
Fluoxetine	5.702	11189	425.25	8.8	87.04	46480	10.1019 ng/ml
Hydrocodone	2.998	39619	179.55	38.2	143.74	246936	10.3277 ng/ml
Hydromorphone	1.587	31793	723.56	77.6	481.57	119484	9.9867 ng/ml
Ketamine	4.033	97773	12260.25	37.6	1083.74	449834	9.9926 ng/ml
Lamotrigine	4.261	9594	820.07	79.3	4864.81	449834	10.2804 ng/ml
Lorazepam	5.728	84311	∞	57.0	242.61	121413	10.0140 ng/ml
Meprobamate	4.881	34127	693.93	25.9	154.29	182979	10.0305 ng/ml
Methadone	5.648	27378	629.98	53.6	445.72	132709	10.1576 ng/ml
Methamphetamine	3.195	40162	86.93	41.2	153.82	165824	9.8546 ng/ml
Metoprolol	4.306	13142	26946.25	97.6	485.08	1077199	9.8749 ng/ml

AM #28 Multi-Drug Quant. Results

\$



Name	RT	Resp.	S/N	Ratio	S/N	ISTD Resp.	Final Conc.
Mirtazapine	4.616	48873	9498.86	48.7	1751.96	382515	10.1801 ng/ml
Mitragynine	5.220	4144	4629.99	39.2	3158.59	132709	10.3742 ng/ml
Morphine	1.226	4604	1475.22	22.8	647.48	4604	10.3431 ng/ml
Norbuprenorphine	4.976	136	9.26 Low	65.1	28.72	3674	1.0572 ng/ml
Nordiazepam	5.881	55445	716.28	57.4	493.97	175947	9.9706 ng/ml
Norfentanyl	4.061	14264	1690.15	36.7	292.16	620852	0.9704 ng/ml
Norhydrocodone	3.039	3356	53.26	50.6	52.41	37327	9.5243 ng/ml
Noroxycodone	2.883	37075	491.22	45.5	503.44	117868	9.9023 ng/ml
O-desmethyl-tramadol	3.348	244664	1370.19	6.0	1504.90	1331650	9.9176 ng/ml
Oxazepam	5.738	96641	∞	72.2	1820.48	583999	10.1157 ng/ml
Oxycodone	2.807	77979	591.83	31.9	∞	361795	9.9550 ng/ml
Oxymorphone	1.383	30556	1000.06	48.2	933.04	110483	9.9547 ng/ml
Phentermine	3.751	17356	349.61	2.8	54.56	216947	9.9887 ng/ml
Promethazine	5.534	23705	3958.70	31.7	157.63	108722	10.0568 ng/ml
Quetiapine	5.551	30715	98.24	63.2	514.13	40753	9.7622 ng/ml
Sertraline	5.770	5700	168.02	91.2	7106.38	26012	9.2210 ng/ml
Temazepam	5.798	158520	1518.28	29.8	129.08	860238	9.9127 ng/ml
Tramadol	4.226	209075	13484.39	3.4	238.14	1077199	10.0617 ng/ml
Trazodone	5.146	36452	12428.54	79.0	∞	152332	10.0656 ng/ml
Venlafaxine	5.027	114806	823.78	36.6	57.81	614377	10.1964 ng/ml
Zolpidem	4.911	243020	∞	30.6	214.79	1131016	10.0446 ng/ml

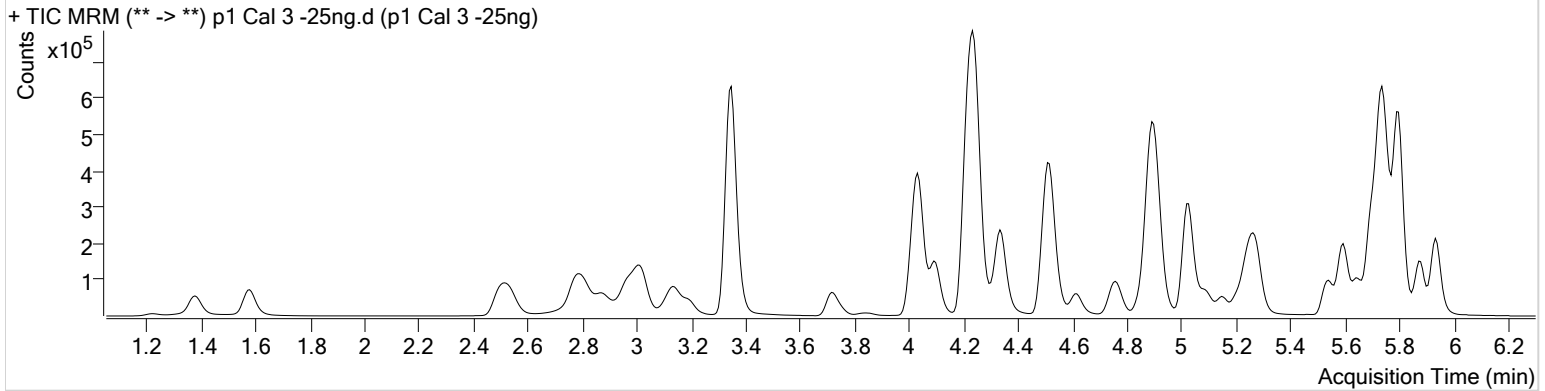
AM #28 Multi-Drug Quant. Results



Batch results D:\MassHunter\Data\2020\AM 27-28\031920 AM 27 28 SP\QuantResults\AM 28.batch.bin
Calibration Last Update 3/20/2020 8:29:50 AM

Instrument	Falco	Data File	p1 Cal 3 -25ng.d
Type	Cal	Sample	p1 Cal 3 -25ng
Acq. Method	MDQ P1 01112020.m	Operator	Sarah Pickle
Sample Position	P1-C1	Comment	
Injection Volume	2		
Acq. Date-Time	3/19/2020 2:13:39 PM		

Sample Chromatogram



Name	RT	Resp.	S/N	Ratio	S/N	ISTD Resp.	Final Conc.
6-MAM	3.109	5101	∞	71.9	13800.66	48124	2.3973 ng/ml
7-aminoclonazepam	4.237	109923	2897.54	80.7	12275.99	180521	26.0588 ng/ml
a-hydroxyalprazolam	5.680	51346	993.60	65.1	1118.08	48442	24.8121 ng/ml
alpha-PVP	4.344	196782	729.44	51.5	721.01	356683	24.6707 ng/ml
Alprazolam	5.756	194638	1328.88	105.0	750.26	210498	23.7315 ng/ml
Amphetamine	3.021	198547	6370.37	53.0	3353.24	95833	26.4738 ng/ml
Benzoylcegonine	3.853	9464	303.28	7.9	70.46	14958	24.5052 ng/ml
Buprenorphine	5.841	1934	19.66	15.5	∞	29015	2.3414 ng/ml
Bupropion	4.766	105992	19374.73	56.1	1692.17	154709	24.6506 ng/ml
Carisoprodol	5.705	164040	1928.42	55.3	549.87	326060	25.0733 ng/ml
Citalopram	5.209	50142	1178.34	40.0	22217.49	91570	25.1034 ng/ml
Clonazepam	5.593	234676	∞	33.3	47073.45	115425	24.8966 ng/ml
Cocaine	4.243	256745	26040.76	44.7	12806.12	808330	24.6558 ng/ml
Codeine	2.550	33040	3570.58	101.9	3110.95	60717	25.3540 ng/ml
Cyclobenzaprine	5.617	22040	∞	9.4	∞	35865	23.9397 ng/ml
Dextromethorphan	5.252	22222	787.74	78.1	2518.84	42005	24.3988 ng/ml
Dextrorphan	4.100	43874	186554.18	208.5	3475.90	231735	24.9990 ng/ml
Diazepam	5.941	138943	743.98	86.9	660.82	269060	24.5051 ng/ml
Dihydrocodeine	2.528	84809	1028.29	65.9	16487.85	188887	26.6558 ng/ml
Diphenhydramine	5.279	103500	6200.27	33.0	606.33	301470	24.8355 ng/ml
Doxylamine	4.521	404508	42266.67	96.7	∞	701536	25.0082 ng/ml
EDDP	5.244	103310	884.96	41.6	4798.45	222918	25.2342 ng/ml
Fentanyl	5.086	2243	170.19	65.2	8402.22	53947	2.2903 ng/ml
Fluoxetine	5.702	22288	247.81	8.1	336.70	38094	24.7712 ng/ml
Hydrocodone	2.991	91935	224.65	39.6	159.99	234034	26.6175 ng/ml
Hydromorphone	1.581	74096	966.86	80.1	257.32	114371	24.5838 ng/ml
Ketamine	4.033	227086	21264.53	37.7	344.50	423862	25.2510 ng/ml
Lamotrigine	4.254	21800	4656.01	83.3	30140.05	423862	26.3173 ng/ml
Lorazepam	5.734	193456	420.42	58.0	591.31	115425	25.3922 ng/ml
Meprobamate	4.875	78111	6241.35	26.7	2250.73	168924	26.0413 ng/ml
Methadone	5.648	58421	2470.66	53.0	176.98	116768	24.2471 ng/ml
Methamphetamine	3.195	79218	514.97	42.1	815.97	140318	24.9731 ng/ml
Metoprolol	4.306	31262	121753.44	96.4	641.75	1014272	24.7483 ng/ml

AM #28 Multi-Drug Quant. Results

\$



Name	RT	Resp.	S/N	Ratio	S/N	ISTD Resp.	Final Conc.
Mirtazapine	4.616	108227	2511.77	49.1	2922.89	356683	24.3808 ng/ml
Mitragynine	5.220	9056	23697.47	39.3	11395.07	116768	25.9923 ng/ml
Morphine	1.226	11135	317.37	23.7	870.05	4564	25.9129 ng/ml
Norbuprenorphine	4.983	233	14.22	65.5	9.09 Low	3543	2.5570 ng/ml
Nordiazepam	5.881	130771	2729.82	56.7	942.90	165182	25.4146 ng/ml
Norfentanyl	4.061	31695	16580.84	38.6	165.15	573956	2.3441 ng/ml
Norhydrocodone	3.039	8105	239.40	46.3	106.33	34957	23.3393 ng/ml
Noroxycodone	2.883	87311	942.31	50.4	18.57	110892	24.9545 ng/ml
O-desmethyl-tramadol	3.348	569999	24643.13	6.0	1494.03	1260843	24.4404 ng/ml
Oxazepam	5.738	222349	7705.33	71.5	864.32	545208	25.4000 ng/ml
Oxycodone	2.807	184089	1030.05	31.6	5019.21	346252	25.1600 ng/ml
Oxymorphone	1.376	69466	816.16	49.5	314.08	100737	25.2536 ng/ml
Phentermine	3.751	37694	1921.20	2.6	29.25	188013	25.4678 ng/ml
Promethazine	5.534	50593	2583.13	30.9	780.17	92815	25.0876 ng/ml
Quetiapine	5.551	71777	1267.02	60.1	746.70	37580	24.8486 ng/ml
Sertraline	5.770	11879	114.72	90.6	340.36	21105	24.1439 ng/ml
Temazepam	5.798	373039	1246.62	30.0	1166.37	836786	23.9364 ng/ml
Tramadol	4.226	478763	3118.88	3.5	281.19	1014272	25.6874 ng/ml
Trazodone	5.154	80777	∞	80.3	16387.38	139608	24.7827 ng/ml
Venlafaxine	5.027	257406	1950.92	36.7	938.63	563544	24.1334 ng/ml
Zolpidem	4.911	569088	123767.13	30.7	417.71	1091890	24.8651 ng/ml

AM #28 Multi-Drug Quant. Results

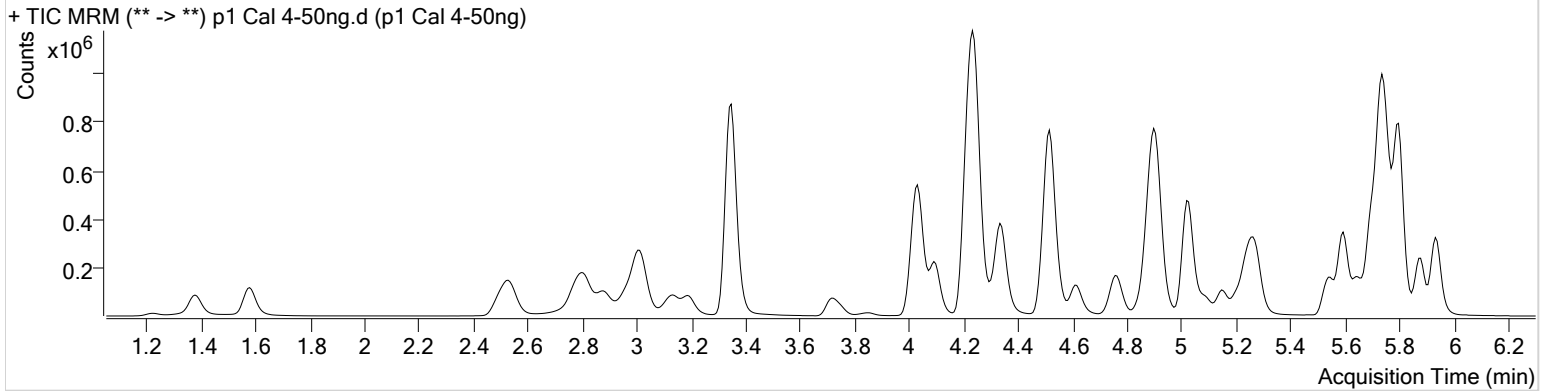
\$



Batch results D:\MassHunter\Data\2020\AM 27-28\031920 AM 27 28 SP\QuantResults\AM 28.batch.bin
Calibration Last Update 3/20/2020 8:29:50 AM

Instrument	Falco	Data File	p1 Cal 4-50ng.d
Type	Cal	Sample	p1 Cal 4-50ng
Acq. Method	MDQ P1 01112020.m	Operator	Sarah Pickle
Sample Position	P1-D1	Comment	
Injection Volume	2		
Acq. Date-Time	3/19/2020 2:24:13 PM		
Sample Info.			

Sample Chromatogram



Name	RT	Resp.	S/N	Ratio	S/N	ISTD Resp.	Final Conc.
6-MAM	3.109	10797	19678.45	74.0	10685.23	48706	5.0520 ng/ml
7-aminoclonazepam	4.237	230581	∞	81.2	1586.99	187712	53.3525 ng/ml
a-hydroxyalprazolam	5.680	110279	3566.66	60.3	1175.91	50237	51.7738 ng/ml
alpha-PVP	4.344	437466	1847.90	51.3	11219.23	393745	49.2157 ng/ml
Alprazolam	5.756	409794	1190.92	103.2	960.31	210827	49.3041 ng/ml
Amphetamine	3.014	431153	5475.26	52.9	∞	103450	53.9103 ng/ml
Benzoylcegonine	3.853	19951	1130.61	8.2	284.31	15987	48.5132 ng/ml
Buprenorphine	5.848	4338	227.15	15.4	∞	31316	4.8185 ng/ml
Bupropion	4.766	242702	20360.61	58.8	8918.36	172325	50.7159 ng/ml
Carisoprodol	5.705	338254	463.37	54.7	1590.63	327056	51.9630 ng/ml
Citalopram	5.209	106542	1430.93	41.3	3789.78	98052	49.4519 ng/ml
Clonazepam	5.593	498295	82631.97	32.9	513795.86	116142	52.7892 ng/ml
Cocaine	4.243	549444	46881.71	44.8	17159.22	856980	49.3950 ng/ml
Codeine	2.550	69411	54725.42	102.2	36391.06	62561	52.0691 ng/ml
Cyclobenzaprine	5.617	46800	257492.82	9.4	428.65	36412	50.0984 ng/ml
Dextromethorphan	5.252	47956	405.51	78.9	6676.44	44927	48.9030 ng/ml
Dextrorphan	4.100	95521	1171.11	210.9	33306.76	252447	50.1425 ng/ml
Diazepam	5.941	286898	2424.40	87.6	1509.89	272461	50.1750 ng/ml
Dihydrocodeine	2.528	180248	16930.61	66.6	821.87	197976	54.8849 ng/ml
Diphenhydramine	5.279	226398	7878.67	32.8	8846.55	323799	50.3000 ng/ml
Doxylamine	4.514	924554	99511.35	97.0	∞	791768	51.0763 ng/ml
EDDP	5.244	208970	477.50	42.4	564.03	228184	50.0340 ng/ml
Fentanyl	5.086	5236	268.07	59.4	7420.14	56615	5.1118 ng/ml
Fluoxetine	5.702	43515	5924.81	9.5	675.82	35866	51.5309 ng/ml
Hydrocodone	2.991	193002	∞	40.4	501.40	247813	53.6750 ng/ml
Hydromorphone	1.581	158305	941.76	78.0	1287.73	118034	51.0928 ng/ml
Ketamine	4.033	486746	39225.29	38.4	786.81	451497	51.2402 ng/ml
Lamotrigine	4.254	45655	1961.34	80.7	17018.54	451497	52.7871 ng/ml
Lorazepam	5.728	389971	1813.61	56.5	∞	116142	51.7377 ng/ml
Meprobamate	4.875	162637	1132.49	26.4	271.06	174816	53.1961 ng/ml
Methadone	5.648	126497	3610.47	53.7	1547.50	125033	48.7539 ng/ml
Methamphetamine	3.195	166831	556.35	41.9	340.75	146626	51.8572 ng/ml
Metoprolol	4.306	68387	∞	97.4	∞	1089613	50.2594 ng/ml

AM #28 Multi-Drug Quant. Results

\$



Name	RT	Resp.	S/N	Ratio	S/N	ISTD Resp.	Final Conc.
Mirtazapine	4.616	233048	16214.87	48.9	8379.10	393745	47.7001 ng/ml
Mitragynine	5.220	19222	3440.62	37.4	689.64	125033	51.6710 ng/ml
Morphine	1.226	22951	3487.85	23.8	715.98	4965	49.5109 ng/ml
Norbuprenorphine	4.976	425	15.48	82.3	344.83	3824	4.9190 ng/ml
Nordiazepam	5.881	268704	1103.35	57.8	1869.03	170627	50.7939 ng/ml
Norfentanyl	4.061	70967	∞	37.1	539.71	618007	4.8834 ng/ml
Norhydrocodone	3.039	17410	203.77	43.2	51.87	36024	47.8122 ng/ml
Noroxycodone	2.883	186936	1636.32	48.5	4518.95	115478	51.4244 ng/ml
O-desmethyl-tramadol	3.348	1208836	3948.58	6.1	377.43	1323847	49.3918 ng/ml
Oxazepam	5.738	454387	∞	70.7	1658.50	544972	52.2647 ng/ml
Oxycodone	2.807	395136	4371.62	32.1	2090.28	367456	51.3089 ng/ml
Oxymorphone	1.376	150287	745.65	47.1	508.29	104487	52.9898 ng/ml
Phentermine	3.751	84076	1261.59	2.7	176.53	204690	52.4822 ng/ml
Promethazine	5.534	104868	4652.50	30.5	419.31	95335	50.5889 ng/ml
Quetiapine	5.551	155675	26187.26	60.3	90912.91	39263	51.6609 ng/ml
Sertraline	5.770	23024	186.66	93.3	7262.11	20251	49.0668 ng/ml
Temazepam	5.798	778982	13966.49	29.3	662.84	845286	49.4480 ng/ml
Tramadol	4.226	1025690	1908.89	3.4	136.22	1089613	52.0722 ng/ml
Trazodone	5.146	170175	17163.20	81.4	10154.02	145485	50.4215 ng/ml
Venlafaxine	5.027	579915	1634.59	36.4	744.85	616691	49.1058 ng/ml
Zolpidem	4.911	1187313	43935.29	30.8	256.70	1132010	50.3939 ng/ml

S

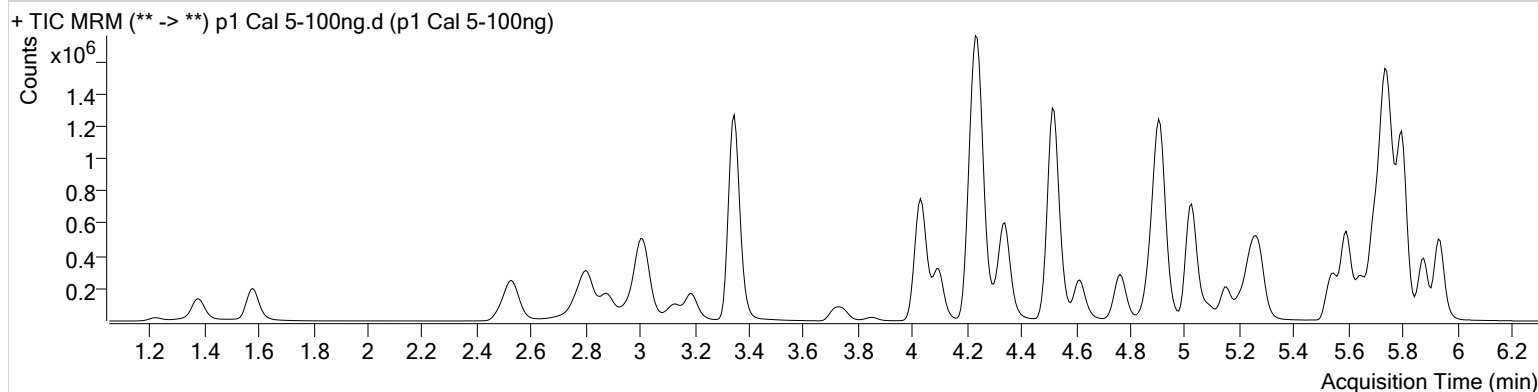


AM #28 Multi-Drug Quant. Results

Batch results D:\MassHunter\Data\2020\AM 27-28\031920 AM 27 28 SP\QuantResults\AM 28.batch.bin
Calibration Last Update 3/20/2020 8:29:50 AM

Instrument	Falco	Data File	p1 Cal 5-100ng.d
Type	Cal	Sample	p1 Cal 5-100ng
Acq. Method	MDQ P1 01112020.m	Operator	Sarah Pickle
Sample Position	P1-E1	Comment	
Injection Volume	2		
Acq. Date-Time	3/19/2020 2:34:47 PM		
Sample Info.			

Sample Chromatogram



Name	RT	Resp.	S/N	Ratio	S/N	ISTD Resp.	Final Conc.
6-MAM	3.109	21531	11310.23	72.7	866.02	49217	10.0039 ng/ml
7-aminoclonazepam	4.237	446905	39528.27	81.0	13002.22	189550	103.1123 ng/ml
a-hydroxyalprazolam	5.680	201204	955.76	64.5	1293.75	46808	101.7280 ng/ml
alpha-PVP	4.344	856627	282912.54	50.3	2832.95	389073	97.0765 ng/ml
Alprazolam	5.756	764484	1735.00	102.1	2506.66	199422	96.7243 ng/ml
Amphetamine	3.014	865839	14963.04	53.8	8014.57	110928	101.5284 ng/ml
Benzoylcegonine	3.853	38334	2766.34	7.9	237.29	15188	98.3132 ng/ml
Buprenorphine	5.841	9677	∞	17.0	∞	35017	9.5697 ng/ml
Bupropion	4.766	469986	562.84	58.8	6321.30	171253	98.8614 ng/ml
Carisoprodol	5.705	629856	58342.89	54.0	5854.82	316074	100.4886 ng/ml
Citalopram	5.209	210200	9352.87	41.6	759.50	100449	94.8965 ng/ml
Clonazepam	5.593	866191	42588.24	33.5	208479.81	108200	98.6952 ng/ml
Cocaine	4.243	1029785	51995.92	44.4	19965.89	821822	96.1875 ng/ml
Codeine	2.550	132005	4817.77	101.6	37462.22	61116	101.7067 ng/ml
Cyclobenzaprine	5.617	104773	2641.71	9.8	95.53	41045	99.5188 ng/ml
Dextromethorphan	5.252	102026	3523.92	79.3	∞	48063	96.9350 ng/ml
Dextrorphan	4.100	177789	54217.86	210.8	4733.24	240556	98.1132 ng/ml
Diazepam	5.941	542772	3690.14	88.0	1699.70	260458	99.4936 ng/ml
Dihydrocodeine	2.528	341877	30489.71	67.1	4772.13	197208	105.2387 ng/ml
Diphenhydramine	5.279	467843	280.84	33.5	6675.91	348919	96.2122 ng/ml
Doxylamine	4.521	1777729	64854.49	97.1	144237.68	782271	99.7995 ng/ml
EDDP	5.244	419540	1720.13	42.7	532.66	237303	96.7528 ng/ml
Fentanyl	5.086	12118	1262.88	61.1	36532.55	68475	9.7960 ng/ml
Fluoxetine	5.702	104677	508.01	9.1	465.17	43675	101.9448 ng/ml
Hydrocodone	2.991	371252	560.01	40.0	∞	252443	102.1704 ng/ml
Hydromorphone	1.581	316293	1157.88	78.1	∞	121615	99.2526 ng/ml
Ketamine	4.033	939720	102448.74	38.3	1658.54	445979	100.5532 ng/ml
Lamotrigine	4.261	84393	6117.31	81.5	18062.06	445979	99.7254 ng/ml
Lorazepam	5.728	682934	∞	56.5	∞	108200	98.0161 ng/ml
Meprobamate	4.875	301541	18480.63	26.3	381.21	166609	104.2374 ng/ml
Methadone	5.648	278977	384.59	52.9	9215.34	135141	99.1972 ng/ml
Methamphetamine	3.195	362088	2154.90	42.5	792.07	164433	101.7692 ng/ml
Metoprolol	4.306	129493	35814.48	97.0	3500.23	1066247	97.1306 ng/ml

AM #28 Multi-Drug Quant. Results

S



Name	RT	Resp.	S/N	Ratio	S/N	ISTD Resp.	Final Conc.
Mirtazapine	4.616	471045	81068.44	48.6	118022.35	389073	97.7266 ng/ml
Mitragynine	5.220	42781	3757.84	39.2	28099.82	135141	106.5584 ng/ml
Morphine	1.226	46169	587.90	23.5	802.77	4915	101.1085 ng/ml
Norbuprenorphine	4.976	778	28.50	86.2	14.10	3965	9.3373 ng/ml
Nordiazepam	5.881	507337	3106.28	56.4	1415.65	165733	98.9635 ng/ml
Norfentanyl	4.061	134933	7656.00	36.7	1420.05	592253	9.6969 ng/ml
Norhydrocodone	3.039	32400	239.53	43.8	77.63	33772	94.1523 ng/ml
Noroxycodone	2.883	347859	2755.75	50.0	1207.80	111451	99.2532 ng/ml
O-desmethyl-tramadol	3.348	2333593	78652.61	6.0	809.18	1297347	97.3209 ng/ml
Oxazepam	5.738	807434	15596.95	70.5	∞	499680	101.5925 ng/ml
Oxycodone	2.800	797771	5524.16	32.1	1817.96	384351	99.4208 ng/ml
Oxymorphone	1.376	287495	∞	49.0	∞	106421	99.7805 ng/ml
Phentermine	3.751	166263	4699.92	2.6	93.66	208576	102.1240 ng/ml
Promethazine	5.534	247289	21392.10	31.0	560.10	117644	96.6384 ng/ml
Quetiapine	5.551	304887	∞	59.2	511.70	39716	100.0897 ng/ml
Sertraline	5.770	56544	405.07	87.7	150023.98	24478	99.9951 ng/ml
Temazepam	5.798	1458607	1728.05	29.8	381.50	804824	97.2137 ng/ml
Tramadol	4.226	1917243	111547.33	3.4	847.08	1066247	100.2412 ng/ml
Trazodone	5.154	353692	67410.08	78.6	4065.48	154654	98.8828 ng/ml
Venlafaxine	5.027	1112834	2866.56	36.6	6361.28	613058	94.2817 ng/ml
Zolpidem	4.911	2317627	128340.43	30.6	47238.35	1115675	100.1530 ng/ml

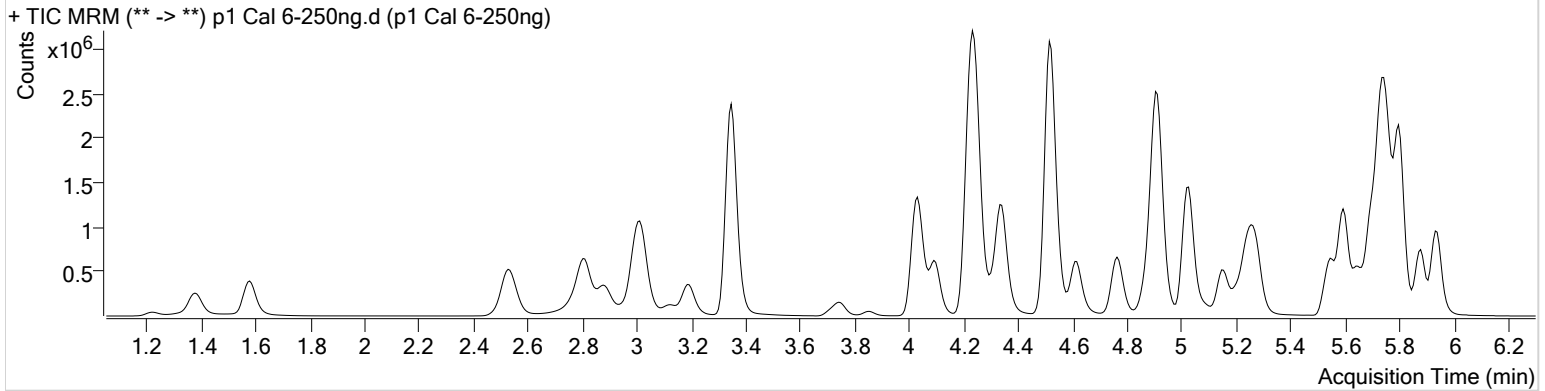
AM #28 Multi-Drug Quant. Results



Batch results D:\MassHunter\Data\2020\AM 27-28\031920 AM 27 28 SP\QuantResults\AM 28.batch.bin
Calibration Last Update 3/20/2020 8:29:50 AM

Instrument	Falco	Data File	p1 Cal 6-250ng.d
Type	Cal	Sample	p1 Cal 6-250ng
Acq. Method	MDQ P1 01112020.m	Operator	Sarah Pickle
Sample Position	P1-F1	Comment	
Injection Volume	2		
Acq. Date-Time	3/19/2020 2:45:20 PM		

Sample Chromatogram



Name	RT	Resp.	S/N	Ratio	S/N	ISTD Resp.	Final Conc.
6-MAM	3.109	52719	1548.88	69.9	1148.64	47544	25.4108 ng/ml
7-aminoclonazepam	4.237	856968	317.11	81.3	12775.90	152284	247.1801 ng/ml
a-hydroxyalprazolam	5.680	445853	1810.45	62.6	1010.73	40840	258.9178 ng/ml
alpha-PVP	4.344	2047567	2682.55	51.1	31195.18	372635	241.5851 ng/ml
Alprazolam	5.756	1648198	3730.11	101.7	2090.38	166893	248.3461 ng/ml
Amphetamine	3.014	1904903	26308.00	52.9	21660.93	100867	246.5672 ng/ml
Benzoylcegonine	3.853	97424	5625.98	8.0	803.09	15255	249.0340 ng/ml
Buprenorphine	5.848	20561	409.09	16.6	822.95	29917	23.7315 ng/ml
Bupropion	4.766	1194614	2705.90	58.6	59148.27	172369	249.7178 ng/ml
Carisoprodol	5.705	1317480	2046.97	54.9	945.00	267649	248.8067 ng/ml
Citalopram	5.209	509822	2005.36	40.4	260100.53	93583	246.4607 ng/ml
Clonazepam	5.593	2059681	107315.12	33.7	26656.17	101143	251.4079 ng/ml
Cocaine	4.243	2331550	97878.56	44.4	61130.19	722735	247.0586 ng/ml
Codeine	2.550	290054	912.38	102.7	21665.04	54868	249.4494 ng/ml
Cyclobenzaprine	5.617	234734	984182.40	9.5	523.00	36762	248.9759 ng/ml
Dextromethorphan	5.252	236797	6994.58	79.5	471.08	43353	248.9174 ng/ml
Dextrorphan	4.100	422543	4403.44	210.6	3655.98	226181	248.2778 ng/ml
Diazepam	5.941	1215957	2267.20	86.6	856.47	230135	252.5681 ng/ml
Dihydrocodeine	2.528	793682	3324.78	66.8	4052.40	188934	256.1685 ng/ml
Diphenhydramine	5.279	1104921	47441.63	33.0	351.17	319201	247.9564 ng/ml
Doxylamine	4.514	4548347	∞	96.3	318773.16	783022	255.7478 ng/ml
EDDP	5.244	1047613	13685.65	42.3	43924.73	228743	250.9137 ng/ml
Fentanyl	5.086	27147	810.51	60.9	24716.45	58965	25.5080 ng/ml
Fluoxetine	5.702	202623	11274.39	8.9	29784.12	34800	247.8776 ng/ml
Hydrocodone	2.991	885115	∞	38.4	∞	234535	263.6268 ng/ml
Hydromorphone	1.581	699883	942.69	78.2	∞	106895	250.1503 ng/ml
Ketamine	4.033	2221647	153974.87	37.9	1398.70	417606	254.5208 ng/ml
Lamotrigine	4.261	176081	15094.59	79.8	24965.87	417606	223.5365 ng/ml
Lorazepam	5.728	1209625	2062.17	57.3	9608.06	101143	186.4949 ng/ml
Meprobamate	4.875	639147	350.09	26.4	6792.89	149032	248.0869 ng/ml
Methadone	5.648	630007	3663.94	55.1	15927.39	125491	240.8517 ng/ml
Methamphetamine	3.195	801317	4321.74	42.5	4200.92	146302	255.3668 ng/ml
Metoprolol	4.306	312086	86914.13	96.9	5925.08	977284	255.1873 ng/ml

AM #28 Multi-Drug Quant. Results

\$



Name	RT	Resp.	S/N	Ratio	S/N	ISTD Resp.	Final Conc.
Mirtazapine	4.616	1160462	236727.42	49.0	91906.23	372635	251.6134 ng/ml
Mitragynine	5.220	92923	42715.37	38.7	36055.24	125491	249.4513 ng/ml
Morphine	1.226	103536	∞	23.7	593.24	4427	252.4067 ng/ml
Norbuprenorphine	4.976	1819	178.98	84.2	52.50	3685	24.7790 ng/ml
Nordiazepam	5.881	1120532	1863.40	56.6	1814.67	144442	251.1651 ng/ml
Norfentanyl	4.061	332466	69221.24	37.5	1188.28	560374	25.2651 ng/ml
Norhydrocodone	3.039	74045	458.99	44.3	142.69	28345	255.0395 ng/ml
Noroxycodone	2.883	788002	945.54	49.3	7018.90	101256	247.6417 ng/ml
O-desmethyl-tramadol	3.348	5565242	55106.11	5.9	16979.69	1194991	252.0156 ng/ml
Oxazepam	5.738	1578251	65845.47	69.1	271951.15	387404	256.6170 ng/ml
Oxycodone	2.800	1859235	5873.23	31.9	5531.30	353436	252.6025 ng/ml
Oxymorphone	1.376	626776	721.11	48.2	2163.90	91671	252.9801 ng/ml
Phentermine	3.751	393972	∞	2.6	315.73	199126	253.9028 ng/ml
Promethazine	5.534	534672	2346.08	31.3	20226.58	100628	244.2204 ng/ml
Quetiapine	5.551	763477	13757.90	61.6	842.54	39336	253.1657 ng/ml
Sertraline	5.770	106452	∞	92.9	475.37	18119	254.7861 ng/ml
Temazepam	5.798	3311762	4955.21	29.6	1775.34	719246	246.9374 ng/ml
Tramadol	4.226	4443400	122535.99	3.4	2046.84	977284	254.7666 ng/ml
Trazodone	5.154	904528	853.13	78.5	60652.96	153220	255.7436 ng/ml
Venlafaxine	5.027	2767651	55462.90	36.2	10110.90	589809	242.8574 ng/ml
Zolpidem	4.911	5465827	168018.43	30.1	193214.48	1030195	256.3421 ng/ml

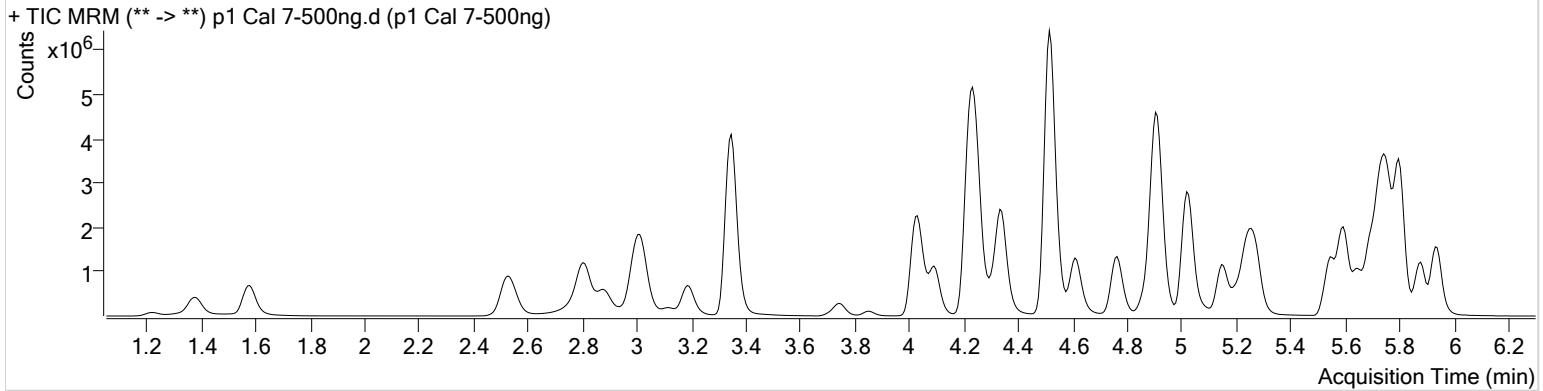
AM #28 Multi-Drug Quant. Results



Batch results D:\MassHunter\Data\2020\AM 27-28\031920 AM 27 28 SP\QuantResults\AM 28.batch.bin
Calibration Last Update 3/20/2020 8:29:50 AM

Instrument	Falco	Data File	p1 Cal 7-500ng.d
Type	Cal	Sample	p1 Cal 7-500ng
Acq. Method	MDQ P1 01112020.m	Operator	Sarah Pickle
Sample Position	P1-G1	Comment	
Injection Volume	2		
Acq. Date-Time	3/19/2020 2:55:54 PM		

Sample Chromatogram



Name	RT	Resp.	S/N	Ratio	S/N	ISTD Resp.	Final Conc.
6-MAM	3.109	111836	11644.95	70.7	4906.50	49988	51.3056 ng/ml
7-aminoclonazepam	4.237	1218313	10043.75	81.4	8666.29	122768	436.4779 ng/ml
a-hydroxyalprazolam	5.673	765102	2965.30	62.8	2586.65	36969	491.1643 ng/ml
alpha-PVP	4.344	4173115	281335.02	50.6	1528.01	373111	491.2655 ng/ml
Alprazolam	5.756	2855559	∞	102.3	∞	144597	496.0831 ng/ml
Amphetamine	3.014	3456109	59172.08	52.2	45948.96	104740	431.2958 ng/ml
Benzoylcegonine	3.847	209013	13988.21	7.8	1485.04	16298	500.2567 ng/ml
Buprenorphine	5.848	40327	343.11	16.4	∞	27512	50.5651 ng/ml
Bupropion	4.766	2512709	233052.95	58.4	261290.47	182228	496.8684 ng/ml
Carisoprodol	5.705	2120722	821.95	54.5	986.88	217708	492.7607 ng/ml
Citalopram	5.202	1032775	2067.09	40.8	19525.15	93383	499.9595 ng/ml
Clonazepam	5.593	3617270	5034.82	33.2	2946.52	90159	495.5416 ng/ml
Cocaine	4.244	4337437	163016.52	44.7	139722.59	673496	492.8447 ng/ml
Codeine	2.550	519508	9981.21	102.2	5801.08	50697	483.8729 ng/ml
Cyclobenzaprine	5.617	442624	153465.14	9.7	753.08	34470	500.7244 ng/ml
Dextromethorphan	5.252	457444	13648.33	78.8	1401.47	42120	494.6170 ng/ml
Dextrorphan	4.093	826989	2358.35	210.3	84390.36	220794	497.9594 ng/ml
Diazepam	5.941	2163993	3046.85	87.0	1199.35	203373	508.8361 ng/ml
Dihydrocodeine	2.521	1495921	15702.76	66.8	23668.50	192584	474.3617 ng/ml
Diphenhydramine	5.279	2252566	1876.40	33.1	16723.49	325091	496.0721 ng/ml
Doxylamine	4.514	9738162	266218.22	96.4	680612.34	834993	513.9067 ng/ml
EDDP	5.244	2337577	2711.59	42.8	1226.06	256578	499.3070 ng/ml
Fentanyl	5.086	51807	5806.80	65.2	63376.92	57575	49.8681 ng/ml
Fluoxetine	5.702	322121	46525.39	8.8	42961.16	27367	501.2425 ng/ml
Hydrocodone	2.991	1588092	547.67	42.2	∞	236241	470.3066 ng/ml
Hydromorphone	1.581	1340349	810.09	78.1	∞	102289	500.8250 ng/ml
Ketamine	4.026	4341984	3543.53	37.7	1709.28	419240	495.8972 ng/ml
Lamotrigine	4.261	279953	∞	79.3	40282.30	419240	354.6500 ng/ml
Lorazepam	5.728	1479851	∞	58.0	9630.37	90159	256.2760 ng/ml
Meprobamate	4.875	1010560	67813.09	25.7	1533.37	134017	436.8018 ng/ml
Methadone	5.648	1313358	2078.42	54.5	29866.50	125935	500.0357 ng/ml
Methamphetamine	3.188	1578796	3934.67	42.7	8996.90	149719	493.0460 ng/ml
Metoprolol	4.306	612035	∞	96.3	10562.34	951221	514.0302 ng/ml

AM #28 Multi-Drug Quant. Results

\$



Name	RT	Resp.	S/N	Ratio	S/N	ISTD Resp.	Final Conc.
Mirtazapine	4.609	2465595	7357.59	49.1	185288.05	373111	534.0803 ng/ml
Mitragynine	5.220	176999	107229.80	38.9	34274.85	125935	473.6146 ng/ml
Morphine	1.220	205650	1971.44	23.2	∞	4527	490.7263 ng/ml
Norbuprenorphine	4.976	3605	96.53	82.3	105.40	3536	52.1152 ng/ml
Nordiazepam	5.881	1960490	∞	57.2	2658.09	127778	496.9868 ng/ml
Norfentanyl	4.061	680712	9602.02	37.2	1382.51	524706	55.2557 ng/ml
Norhydrocodone	3.039	149186	∞	42.9	254.56	25208	576.8213 ng/ml
Noroxycodone	2.876	1404010	2460.92	49.7	1729.48	90573	493.3858 ng/ml
O-desmethyl-tramadol	3.348	10847190	97606.40	5.8	26794.11	1144394	512.9468 ng/ml
Oxazepam	5.731	2193484	∞	70.7	9585.88	280877	492.2120 ng/ml
Oxycodone	2.800	3736315	∞	31.7	9015.35	357605	502.1172 ng/ml
Oxymorphone	1.376	1141797	621.36	48.4	807.63	85331	495.3705 ng/ml
Phentermine	3.745	799452	15867.28	2.6	1105.84	208735	491.7762 ng/ml
Promethazine	5.534	1017939	747.14	31.1	1031.83	94921	492.8815 ng/ml
Quetiapine	5.551	1693787	21365.07	60.4	6424.17	44377	497.9212 ng/ml
Sertraline	5.770	154426	2036.42	91.1	4762.26	13146	509.6888 ng/ml
Temazepam	5.798	6104316	2055.22	29.0	1022.68	637079	513.8310 ng/ml
Tramadol	4.220	8400365	∞	3.3	9700.66	951221	495.6414 ng/ml
Trazodone	5.146	2043608	202077.09	77.7	983.44	175241	505.5022 ng/ml
Venlafaxine	5.020	5832057	30458.37	36.1	4220.27	611369	493.1426 ng/ml
Zolpidem	4.911	10785944	456923.28	29.2	252547.60	1019882	511.3145 ng/ml

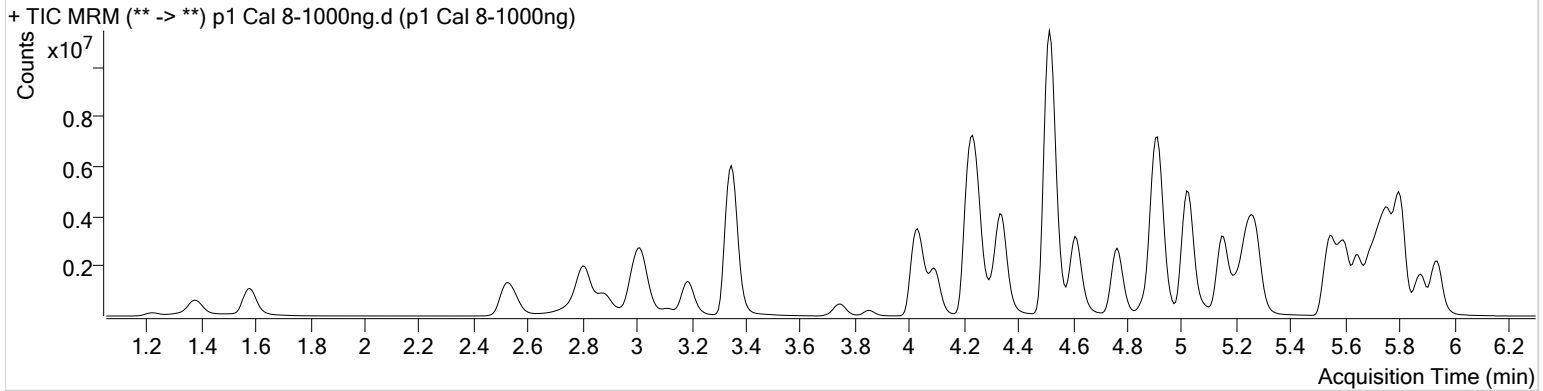
AM #28 Multi-Drug Quant. Results



Batch results D:\MassHunter\Data\2020\AM 27-28\031920 AM 27 28 SP\QuantResults\AM 28.batch.bin
Calibration Last Update 3/20/2020 8:29:50 AM

Instrument	Falco	Data File	p1 Cal 8-1000ng.d
Type	Cal	Sample	p1 Cal 8-1000ng
Acq. Method	MDQ P1 01112020.m	Operator	Sarah Pickle
Sample Position	P1-H1	Comment	
Injection Volume	2		
Acq. Date-Time	3/19/2020 3:06:29 PM		

Sample Chromatogram



Name	RT	Resp.	S/N	Ratio	S/N	ISTD Resp.	Final Conc.
6-MAM	3.109	212580	28446.63	72.1	7812.89	48515	100.5168 ng/ml
7-aminoclonazepam	4.237	1375415	12215.77	81.1	∞	82515	733.6712 ng/ml
a-hydroxyalprazolam	5.673	1107908	1350.42	62.7	707.08	28071	937.0201 ng/ml
alpha-PVP	4.344	7602815	517605.72	50.1	232484.51	327014	1020.6828 ng/ml
Alprazolam	5.756	4249663	∞	102.0	1302.38	105604	1010.3233 ng/ml
Amphetamine	3.021	4799856	58162.84	57.4	66890.26	101226	620.0619 ng/ml
Benzoylcegonine	3.853	443994	37228.57	7.8	5090.37	16425	1054.6659 ng/ml
Buprenorphine	5.848	102784	3059.94	16.2	∞	30954	114.4909 ng/ml
Bupropion	4.766	5177384	4955.20	57.7	68983.57	185804	1004.1218 ng/ml
Carisoprodol	5.705	2772910	1131.10	54.3	25939.08	144402	971.7631 ng/ml
Citalopram	5.202	2350983	1284.33	40.7	1279.27	105319	1008.7364 ng/ml
Clonazepam	5.593	5196410	81740.33	32.8	99053.42	66365	967.3247 ng/ml
Cocaine	4.243	7122613	355673.96	43.5	146416.35	537099	1014.4489 ng/ml
Codeine	2.556	822699	17934.78	98.6	17227.20	40277	964.8636 ng/ml
Cyclobenzaprine	5.617	1288266	132576.36	9.6	2477.36	48388	1038.2034 ng/ml
Dextromethorphan	5.252	1018313	2535.38	78.6	1188.56	45867	1010.7866 ng/ml
Dextrorphan	4.100	1484330	21299.88	212.0	21211.64	196308	1005.4333 ng/ml
Diazepam	5.941	3381217	1734.24	86.7	∞	162427	995.6642 ng/ml
Dihydrocodeine	2.521	2416807	∞	67.4	36692.74	179411	823.2391 ng/ml
Diphenhydramine	5.279	5267229	577061.50	32.9	11993.18	373485	1009.3966 ng/ml
Doxylamine	4.514	18517105	715800.77	96.6	422452.12	833096	979.7994 ng/ml
EDDP	5.244	4818999	2394.47	42.0	2380.19	258700	1021.0765 ng/ml
Fentanyl	5.086	157397	6326.02	64.0	∞	83197	104.8647 ng/ml
Fluoxetine	5.702	988258	107999.09	8.7	6643.05	42187	997.7453 ng/ml
Hydrocodone	2.985	2669239	641.27	40.8	324.18	219967	849.7083 ng/ml
Hydromorphone	1.581	2291721	∞	78.5	1437.99	87678	999.1882 ng/ml
Ketamine	4.026	7532670	7755.48	37.1	5821.20	377850	954.9372 ng/ml
Lamotrigine	4.268	366360	3710.41	78.8	9604.29	377850	515.4401 ng/ml
Lorazepam	5.728	1431573	∞	57.1	5545.48	66365	337.0750 ng/ml
Meprobamate	4.868	1350320	30033.15	25.7	340.26	109682	713.6565 ng/ml
Methadone	5.648	3285275	12773.85	53.4	1760.60	155703	1011.3947 ng/ml
Methamphetamine	3.188	3291895	24241.95	42.4	25980.08	162190	950.3781 ng/ml
Metoprolol	4.306	1024812	16216.39	96.3	∞	827956	988.7285 ng/ml

\$



AM #28 Multi-Drug Quant. Results

Name	RT	Resp.	S/N	Ratio	S/N	ISTD Resp.	Final Conc.
Mirtazapine	4.609	6270186	10923.62	48.2	254467.34	327014	1549.9464 ng/ml
Mitragynine	5.220	420918	28529.38	39.1	11099.01	155703	911.1048 ng/ml
Morphine	1.220	346745	∞	23.3	819.10	3901	960.6385 ng/ml
Norbuprenorphine	4.976	8867	241.32	83.0	447.81	4452	102.6226 ng/ml
Nordiazepam	5.881	2926963	∞	56.8	21170.92	96269	985.0830 ng/ml
Norfentanyl	4.061	1252051	84965.64	37.1	3001.15	403694	132.1103 ng/ml
Norhydrocodone	3.039	289900	∞	42.8	658.05	21730	1299.3393 ng/ml
Noroxycodone	2.883	2146448	2255.75	49.1	∞	67637	1010.1863 ng/ml
O-desmethyl-tramadol	3.348	17999566	196191.37	5.8	13140.15	950324	1025.0185 ng/ml
Oxazepam	5.731	2214549	∞	71.0	∞	152662	914.5726 ng/ml
Oxycodone	2.800	6785834	12181.08	31.7	5390.69	338249	964.4989 ng/ml
Oxymorphone	1.376	1964154	∞	48.5	552.44	77411	939.5984 ng/ml
Phentermine	3.751	1475742	3989.28	2.5	6447.90	205725	921.3247 ng/ml
Promethazine	5.534	3048886	429265.65	30.8	7215.17	138003	1015.3530 ng/ml
Quetiapine	5.551	4106872	5360.67	60.3	57905.91	54809	977.5791 ng/ml
Sertraline	5.770	407173	482.99	90.9	3876.49	17895	987.5745 ng/ml
Temazepam	5.805	9327419	2866.23	28.8	24571.17	471988	1059.7254 ng/ml
Tramadol	4.219	13633400	∞	3.3	1046.70	827956	924.8956 ng/ml
Trazodone	5.154	5770900	198621.40	78.1	212547.35	257129	973.1598 ng/ml
Venlafaxine	5.020	11322920	234814.52	35.0	1594.14	573132	1020.7243 ng/ml
Zolpidem	4.911	18193712	989.05	29.9	116446.49	930128	946.0091 ng/ml